


resa

60 YEARS OF
GOOD DESIGN

life




resa

About resa



Since its foundation was laid in 1958 by Metin Atabey Ata in a metal workshop in Sivas, Erska has grown into one of Turkey's most prominent furniture manufacturer with innovative, high-quality products, exporting to 41 countries across the world. As the company continues to maintain its design and innovation focused growth year after year, Erska celebrated its 60th anniversary with a product range developed for workspaces, and now enriched with furniture designed for living spaces.




Product

Ranking as one of the biggest manufacturers within the sector with its 4,5 million square meters panel boards, 500.000 linear meter of laminated panels and 530.000 pieces of furniture production capacity at the 60,000 square meters production plant in Ankara; Erska adopts an environmentally friendly and innovative production approach with the structural features of its production facilities.

60+ International Design Awards

As Erska adopts the principle of adding a value to the future, the firm has advanced, in this context by preserving and developing its design perspective, since the day it was founded. Reinforcing its innovative, modern and developer approach to design with more than 60 national and international awards, the company maintains this vision and improves it day by day through collaborations with numerous Turkish and international designers.

Designers & Ersa Studio



Paolo Piva



Claudio Bellini



Toine van den Heuvel



Studio Balutto Associati



Cappelletti Architetti



Ece Yalim Design Studio



Erdem Akan & Boğaç Şimşir



Şule Koç



Studio Schrofer



Kadir Cem Tuğcu



Burak Koçak



Ersa Studio

Driven by its passion for good design since the very beginning, Ersa collaborates with numerous Turkish and international designers, and also offers designs by some of the leading brands to the Turkish market through global partnerships. As the winner of more than fifty prestigious local and international awards, Ersa believes in the power of good design and addresses design together with the idea behind it, developing and masterfully crafting products to offer users new and unique experiences beyond function.



Designers

Driven by its passion for good design since the very beginning, Ersa collaborates with numerous Turkish and international designers, and also offers designs by some of the leading brands to the Turkish market through global partnerships. As the winner of more than fifty prestigious local and international awards, Ersa believes in the power of good design and addresses design together with the idea behind it, developing and masterfully crafting products to offer users new and unique experiences beyond function.

Ersa Studio

Ersa adopts a technological, innovative and environmentally friendly approach to production, and aims to offer innovations with high added value in all processes from raw materials to end products by investing in production as well as R&D and design capabilities. Having launched Turkey's first R&D and Design Center in the office furniture industry in 2017, Ersa carries out activities for the development and production of raw materials and semi-finished products to support innovative and technological design in the furniture industry.

Colors, Materials & Finishes



Throughout decades our appreciation of Colours, Materials, and Finishes has shifted with the latest trends, but never has the design discipline of CMF been as visible or developed as today. CMF is not merely the selection of colours but plays a crucial part in the emotional connection that we form while interacting with our surroundings.



Colors, Materials and Finishes

Under the art direction of Ruya Akyol Studio, Ersa Furniture has developed a new library of colors, materials and finishes that are carefully selected from both leading international producers as well as responsibly managed local sources. It incorporates handpicked fabrics of the highest quality from Italy, a wider selection of natural fibres including linen, wool, and recycled cotton, as well as an increased focus on longlasting Scandinavian wooden finishes. Building on the latest trans-seasonal tendencies its natural pigments and earthy hues give a feeling of sanctuary, further enhanced by warm and tactile finishes that instantly root you in the present.

Index



- Sofas
- Armchairs
- Poufs
- Side and Coffee Tables
- Bookshelves and TV Units
- Home Office
- Office Chairs

- Tables
- Chairs
- Consoles

- Beds
- Nightstands
- Chiffoniers
- Wardrobes

LIVING
SOFAS



Idan



About Face



Lela



Antilia



Denver



Easy



Dione



Rhino Home



Terra Home



Josei



Poeta



Mirage



Dark



Noor Home



Houston

LIVING
SOFAS



Lenus

ARMCHAIRS



La Luna



Trono



Polar



Hull



Aura



Fold



Club



Likha

LIVING

POUFS



Terra



Hull



Aura



Dione

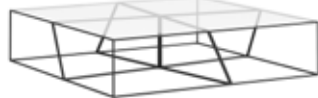


Follow Me

SIDE AND COFFEE TABLES



Aqua



Squadro



Corner



Ravel



Kef



Tube

LIVING

SIDE AND COFFEE TABLES



Terra



Hi



Kilig



Epic



Frame

BOOKSHELVES AND TV UNITS



Brick



Eclipse



Polka



Toska



Tulua




Dern

LIVING

BOOKSHELVES AND TV UNITS



Tube



Odin

HOME OFFICE



Odin



Frame



Magro



Yoka



So



Paipu



Tutua



Flores

LIVING

OFFICE CHAIRS



Magnolia



Calypso



Premier



Likha



Moir



Opia



Pan



Risus



Rune



Joy



Hiera



Vela



Lui

DINING

TABLES



Nox



Nobby



Tear



Kith



Vim



Palmy



Epilogue



Kilig



Magro



Diletto



Mikado

DINING

CONSOLES



Nox




Brick



Kalon



Dern



Tube



Kith

CHAIRS



Premier



Magnolia



Polar



Dion



Larmes



Fold

DINING

CHAIRS



Calypso



Lilium



Luna

RELAXING

BEDS



Credo



Lucid



Angkor



Goya



Nyks

RELAXING

NIGHTSTANDS AND CHIFFONIER



Nyks



Angkor



Tube



Brick



Goya

WARDROBES



Walk



Hilla

HORECA
COMPLEMENTARIES



Frame




Grid



Sante



Feast



Milo



Echo



Kith



Kilig



Ravel



Tube

OUTDOOR
OUTDOOR



Twist



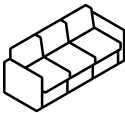
Linus



Hunt

LIVING

Sofas



- Idan
- About Face
- Lela
- Antilia
- Denver
- Easy
- Dione
- Rhino Home
- Terra Home
- Josei
- Poeta
- Mirage
- Dark
- Noor Home
- Houston
- Lenus



Idan

Sofa

Designer:
Studio Schrofer



3-Seat Sofa

Modules:



With its quilted session font, back stitch details and rounded lines, the Idan sofa has both an elegant look and comfortable use. While its metal angled legs provide a plain appearance to the Idan sofa, they allow it to be easily combined in modular versions and lead to different uses.






About Face

Sofa

Designer:
Studio Schrofer



Modules:



Designed as a modular sofa, About Face draws attention with its minimal and functional structure. About Face sofa, which is diversified according to demand in different colors and fabrics, easily adapts to most space settings.





Lela

Sofa

Designer:
Claudio Bellini



Modules:



Lela, a privileged seating series with its contemporary design and comfortable structure, fits perfectly into the space where it is used in thanks to its modular structure. In addition to its inviting appearance, Lela offers a high level of comfort to its users with its seating depth and soft cushion filling. The pouf in the series can be used in the most appropriate way for the needs of the space. Lela offers a unique visual detail with the piping detail added to the cushion edges, armrest, and seat frame.







Antilia

Sofa

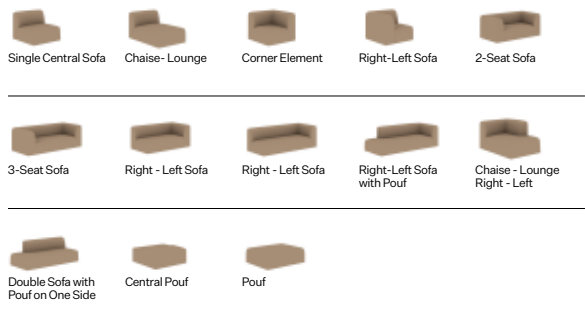
Designer:
Paolo Piva



2-Seat Sofa



Modules:



Antilia is shaped according to the creativity of its user with its modules in different sizes and structures and gives freedom to living spaces by demolishing all spatial boundaries. Antilia, consisting of the corner, middle and pouf modules, can be evaluated by leaning against the wall or in the middle areas alone.





Denver

Sofa

Designer:
Claudio Bellini



Denver sofa stands out with its thoughtful details that create elegance in its plain form. With its minimal angles on the back edges and armrest line, Denver appeals to the eye with the subtleties that create unity with each other in its plain form. The metal leg design, which carries the sofa body and is perceived as four independent parts, brings together Denver's aesthetics and unique production technique. The seat font, which is designed close to the ground, makes the user feel more comfortable, while the sponge structure consisting of special layers makes Denver's comfort unique.





Easy

Sofa

Designer:
Burak Koçak



1-Seat Sofa



2-Seat Sofa



3-Seat Sofa



Modules:



Single Central Sofa



Double Central Sofa



Chaise - Lounge



Corner Element



Right - Left Sofa



Right - Left Sofa



Chaise - Lounge
Right - Left



Central Pouf



Pouf



Easy, with its soft form, seating depth and material choices that increase the comfort level, represents an innovative and contemporary design approach. Thanks to its modular structure, Easy can adapt to the space in which it is used in desired lengths and compositions. Thanks to the 17 different modules and poufs in the series, it is possible to create alternative configurations according to the scale and needs of the space.





Dione

Sofa

Designer:
Ersa Studio



1-Seat Sofa



2-Seat Sofa



3-Seat Sofa



Dione sofa series, which has developed with inspiration from the timelessness of the classical style, is positioned in the leading role of the place where it is used with its comfort and eye-catching design. The back cushions of the design, which are completely quilted on the seat and back surface, are at the center of comfort. On the other hand, cylindrical pillows in the armchair area, reinforce comfort as a complementary element.





Rhino Home

Sofa

Designer:
Ersa Studio



Rhino Home, interpreting different materials and textures together, presents an elegant stance in the place where it is used, both with its appearance and workmanship. In addition to the wood veneer or standard floor frame alternatives in the series, decorative details can be applied with or without quilting, depending on preference. Rhino Home sofa, which brings together different forms homogeneously with its curved interior surface and oblique armrest structure on the exterior, offers the most suitable fabric, leather, and material options to the interior architecture for executive rooms.





Terra Home

Sofa

Designer:
Ersa Studio



1-Seat Sofa 2-Seat Sofa 3-Seat Sofa



Terra Home, which has the same foot structure as its product group, draws attention with its biases and inward-facing armrest structure. Terra Home, which has single, double and triple seating options, is included in living spaces with its stylish and elegant appearance.





Josei

Sofa

Designer:
Ersa Studio



2-Seat Sofa



3-Seat Sofa



Standing out with its angled foot structure and soft back cushions, Josei has single, double and triple seating options. While having a simple look with its minimalist design, Josei brings a fresh vitality to living spaces.





Poeta

Sofa

Designer:
Ersa Studio



2-Seat Sofa



3-Seat Sofa



With its large seating font and modular structure, Poeta is included in living areas with different versions. Poeta, which can be combined according to the desired type, has both a functional and stylish appearance with its wooden bookcase arm detail.







Mirage

Sofa

Designer:
Ersa Studio



1-Seat Sofa



2-Seat Sofa



3-Seat Sofa



At first glance, Mirage brings its user to a sensation of comfort and makes your dreams come true. With its high arm structure, it offers its users a two-way reclining, while its angled legs simultaneously underline an innovative look with the use of wood and metal materials.





Dark

Sofa

Designer:
Ersa Studio



1-Seat Sofa



2-Seat Sofa



3-Seat Sofa

Modules:



Single Central Sofa



Double Central Sofa



Corner Element



Right - Left Sofa



Right - Left Sofa



Chaise - Lounge
Right - Left



Pouf



Dark, contrary to its modest appearance, offers a distinctive style as an elegant seating series, with its delicately crafted design setup and material structure. Providing a unique feeling of comfort with the depth of the seat and the softness of its inner filling, Dark is preferred in work areas with its modern style.





Noor Home

Sofa

Designer:
Ersa Studio



1-Seat Sofa



2-Seat Sofa



3-Seat Sofa



Noor Home stands out as a sofa series that distinguishes from its similars with its striking form and skeletal structure. The outwardly angled armrests add a sense of comfort to the series, both visually and experientially. The metal framed leg structure under the armrests is positioned as an element that carries the entire sofa.





Houston

Sofa

Designer:
Ersa Studio



Houston sofa takes its space in living areas with its wide armrest, deep seating font and single, double and triple seating types. While the angled armrest and back detail allows to use it while lying down, it also has a massive and comfortable appearance with its foot structure that goes down to the ground.





Lenus

Sofa

Designer:
Ersa Studio



3-Seat Sofa

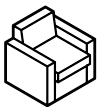


Lenus sofa, developed for multi-purpose use for different spaces, stands out as a functional alternative with its smart details in its design. With its thin armrest structure and minimal dimensions, Lenus can easily be taken even in small-scale indoor spaces. Lenus, which can be used as a bed by removing the portable back cushions, can be preferred as a companion sofa in hospital rooms with this feature. The sections on the back and armrest connections of the design make it easier to perceive the light structure of the sofa visually.





Armchairs



- La Luna
- Trono
- Polar
- Hull
- Aura
- Fold
- Club
- Likha

La Luna

Armchair



Armchair Fixed



Armchair Swivel

Designer:
Ersa Studio



Wide seating font, curved back and headboard of La Luna allows it to offer its users a comfortable sitting experience with its fixed or swinging mechanism. The armchair, provides extra comfort with its adjustable and fixable head pillow on the headrest and also with its outward-facing thin armrest structure, looks both stylish and modern.



Trono

Armchair



Armchair



Pouf

Designer:
Ersa Studio



Trono offers a comfortable sitting experience to its users with its wide seating font, curved back and headboard, footed structure and pouf. The adjustable and fixable head pillow on the headboard, and also outward-facing thin armrest structure gives Trono a modern look.



Polar

Armchair



Wood Base Armchair (Low Back)



4 Star Base Armchair (Low Back)



4 Star Base Armchair (Low Back)



Wood Base Armchair (High Back)



4 Star Base Armchair (High Back)



4 Star Base Armchair (High Back)

Designer:
Balutto Associati



Differentiating by varied leg types and special body design, Polar provides a comfortable seating experience for its users for long-term seating with its high and low back alternatives. Its seat body, which is constructed as a whole, continues on the back from the seat cushion and the folded armrests add movement to the lean design of Polar.



Hull

Armchair



Armchair (High Back)



Armchair (Low Back)



Pouf

Designer:
Burak Koçak



Hull, which offers a feeling of softness and comfort with its curved back structure and flowing appearance, offers an ergonomic and comfortable seating experience thanks to the design that forms the seat body and the back design that surrounds the user. In the Hull series, which has two different model alternatives with or without a headrest, there are also fixed feet and rocking mechanism options.



Aura

Armchair



Wood Base Armchair (Low Back)



4 Star Base Armchair (Low Back)



Wood Base Armchair (High Back)



4 Star Base Armchair (High Back)



Pouf

Designer:
Toine van den Heuvel



Reflecting the minimal design line of the north with its unique form and extraordinary simplicity, Aura provides individual spaces abstracted from the environment for its user thanks to its body structure. Aura differentiates with its low or high back types as well as wooden or metal foot alternatives.



Fold

Armchair



Wood Base Armchair (Low Back)



4 Star Base Armchair (Low Back)



Wood Base Armchair (High Back)



4 Star Base Armchair (High Back)

Designer:
Ersa Studio



Carrying dynamism into the body of its design with its wing- formed armrests, Fold creates a unique look for the space it is used while meeting its users with its waiting or lounge area alternatives. Fold recommends different usages with its wooden or metal foot alternatives.



Club

Armchair



Wooden Base Armchair



Swivel Base Armchair



4 Leg Base Armchair

Designer:
Claudio Bellini



As a stylish member of the lounge areas with its wider seating cushion from the similar chairs, Club doesn't concede from its comfort despite long-term usage. Club can be used with a stable or revolving structure with different foot alternatives.



Likha

Armchair



4 Leg Base Armchair

Designer:
Balutto Associati



Comprising of a large family with its versions developed for waiting, lounge and visitor areas, Likha brings in the colorful, dynamic and unusual elements of the East Asian culture to its design. Standing out with its cushion added body structure, Likha's foot can be metal or wooden.



LIVING

Poufs



Terra
Hull
Aura
Dione
Follow me

Terra

Pouf



Rectangular



Square

Designer:
Ersa Studio



Terra, which serves as a stylish complement with its quilted upholstery, can be evaluated in rectangular and square alternatives, in front of tables, sofas, and beds and in common areas.



Hull

Pouf



Hull, which offers a feeling of softness and comfort with its curved form and smooth appearance designed by Burak Koçak, provides an indispensable comfort when used together with the seat option of the same name with its minimalist structure.

Designer:
Burak Koçak



Aura

Pouf



Reflecting the minimal design line of the north with its unique form and extraordinary simplicity, Aura provides individual spaces abstracted from the environment for its user thanks to its body structure.

Designer:
Toine Van Den Heuvel



Dione

Pouf



With its wooden legs, quilted seating font and square form, Dione pouf has a very comfortable use.

Designer:
Ersa Mobilya



Follow Me

Pouf

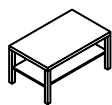


As a minimal seating unit having a simple design and comfortable structure, Follow Me conveys a geometric movement into space by bringing together angular or linear, two different forms within one structure. Follow Me offers an ergonomic usage by enabling its user the opportunity to pull back his/her feet back. Follow Me can be replaced easily thanks to its leather handle extending through the module.

Designer:
Toine Van Den Heuvel



Side and Coffee Tables



- Aqua
- Squadro
- Corner
- Ravel
- Kef
- Tube
- Terra
- Hi
- Kilig
- Epic
- Frame

Aqua

Side and Coffee Table



Round



Round



Ellipse



Ellipse

Designer:
Ersa Studio

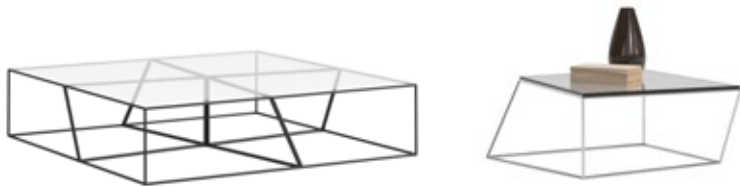


Aqua, which can be preferred as marble, wooden or lacquered surface, becomes special with its extraordinary form and design details. Aqua, which attracts attention with its unique table form as well as its asymmetrical metal legs, brings a modern look to almost any space.



Squadro

Side and
Coffee Table



Square

Square

Designer:
Paolo Piva



Participating interior as a stylish complementary, Squadro's distinctive legs can be used with steel or epoxy in varied geometric forms, while the glass table top offers a modern and elegant look. Its metal legs, which located in the center of the design is aimed to be easily noticed from every angle thanks to its transparency.



Corner

Side and Coffee Table



Round

Designer:

**Erdem Akan
& Boğaç Şimşir**



Developed with a cutted table top form in order to serve as a complementary for the table corners, Corner table complies with almost every table with its height adjustable feature. Taking attention by its metal feet and lacquered table surface, Corner brings dynamism for the living&work-spaces. Corner, with its structure that can rise up to 75 cm and different color alternatives, adds a dynamic and functional look to the space it is located in.



Ravel

Side and
Coffee Table



Round



Rectangular



Ellipse

Designer:
Ersa Studio



Getting involved into space as an architectural element with its foot design reminiscent of the ancient arch architecture, Ravel is introduced to its users with its three different rectangular and ellipse alternatives. While its rectangular and ellipse types with coffee-table function have a two-layered table, Ravel's round formed corner table can diversify as natural-facing and marble.



Kef

Side and
Coffee Table



Square Side Table



Square

Designer:
Ersa Studio



Kef coffee table comes in two different square sizes as side and middle tables. Thanks to the metal vertical pipes between the wooden lower and upper table, it not only provides storage space but also provides a stylish appearance.



Tube

Side and Coffee Table



Square



Square



Rectangular

Designer:
Ersa Studio



Tube creates an elegant look in living and working spaces with its glass top design and long metal leg structure. With its lacquered body structure, glass top and chrome or epoxy options used in its legs, Tube is combining different materials in the square and rectangular modules for side and middle usage.



Terra

Side and Coffee Table



Square



Rectangular

Designer:

Ersa Studio



Presenting a modern and plain look with its coffee table and corner table options, Terra comes to the forefront through the merge details of its feet and table. Presented with its two different length alternatives along with rectangular options, Terra functions as a practical complement thanks to its wide table surface.



Hi

Side and Coffee Table



Round

Designer:
Şule Koç



Serving for multiple roles with its minimum material use, Hi coffee table can be functioned both as table and magazine rack with its metal feet and tray partitions. Its tray, separable from the body, turns Hi coffee table into a functional design in every place.



Kilig

Side and Coffee Table



Round



Round



Round



Square



Square



Ellipse



Ellipse



Rectangular

Designer:
Ersa Studio



Kilig, which has two different functional tops, with tray and without tray is a multi functional coffee table. The tray option offers its users an extra storage area. The legs are connected with a chrome sphere. With wooden or laminated top coating and lacquered tray surface Kilig has 9 different geometrical shapes.



Epic

Side and
Coffee Table



SideTable



Round

Designer:
Ersa Studio



The leather-looking laminate cover on the outer face and lacquered in the inner face, Epic is a modern choice for users that prefers different textures in furnitures. The hidden wheels in the bottom is designed for providing easy movement. Epic can be used as coffee and side table with its two different sizes.



Frame

Side and Coffee Table



Square



Rectangular



Rectangular

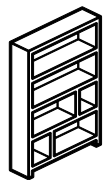
Designer:
**Ece Yalim
Design Studio**



Frame coffee table by Ece Yalim Design Studio, which can be preferred according to the geometric needs of the area with its square, rectangular and storage solution variations, underlines a simple and elegant design approach. Frame can be used in common areas, executive rooms, reception areas and social areas, and gives a modern look to almost every space with its different surface options.



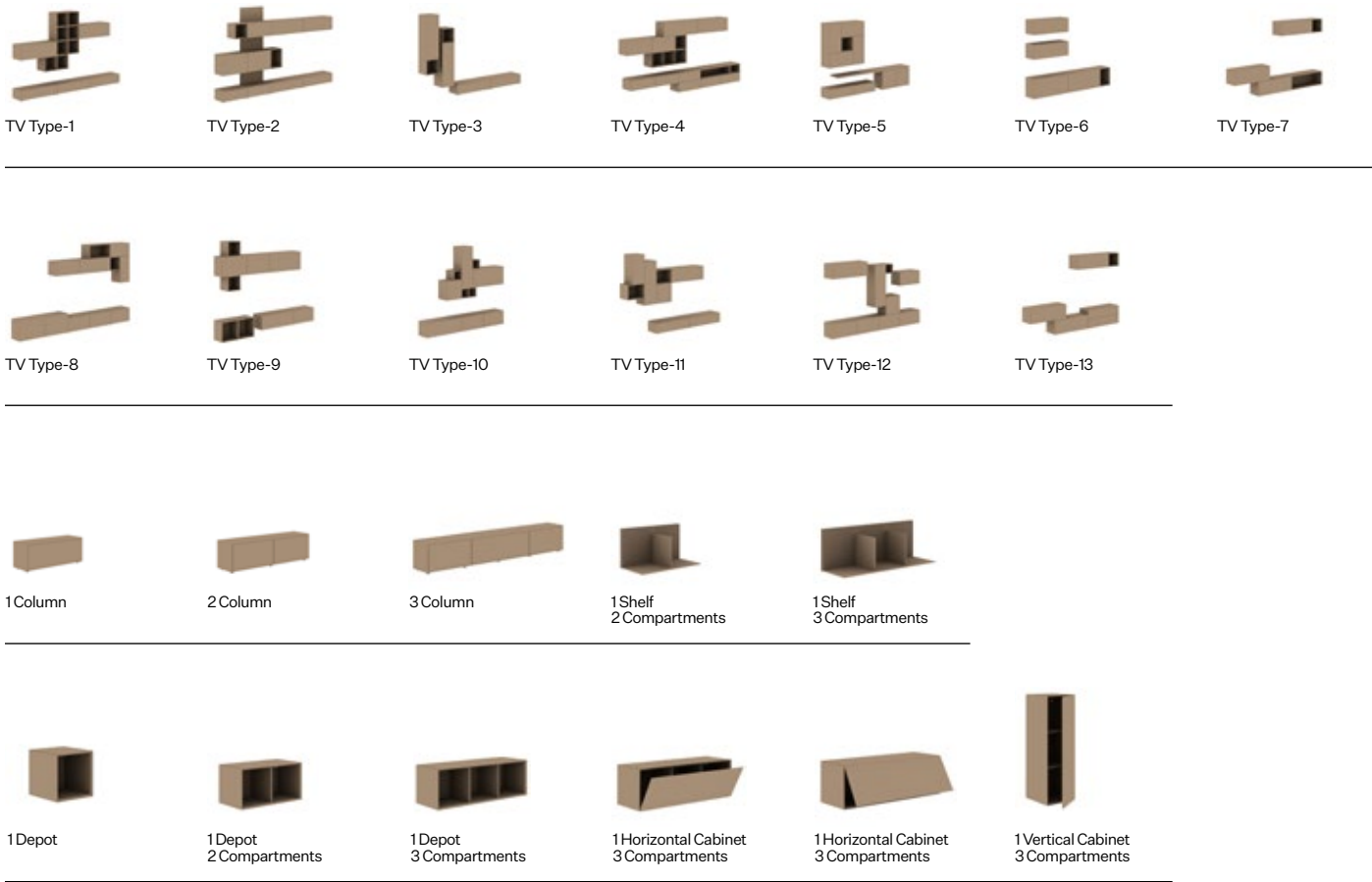
Bookshelves and TV Units



- Brick
- Eclipse
- Polka
- Toska
- Tulua
- Dern
- Tube
- Odin

Brick

Bookshelf and TV Unit



Designer:
Ersa Studio

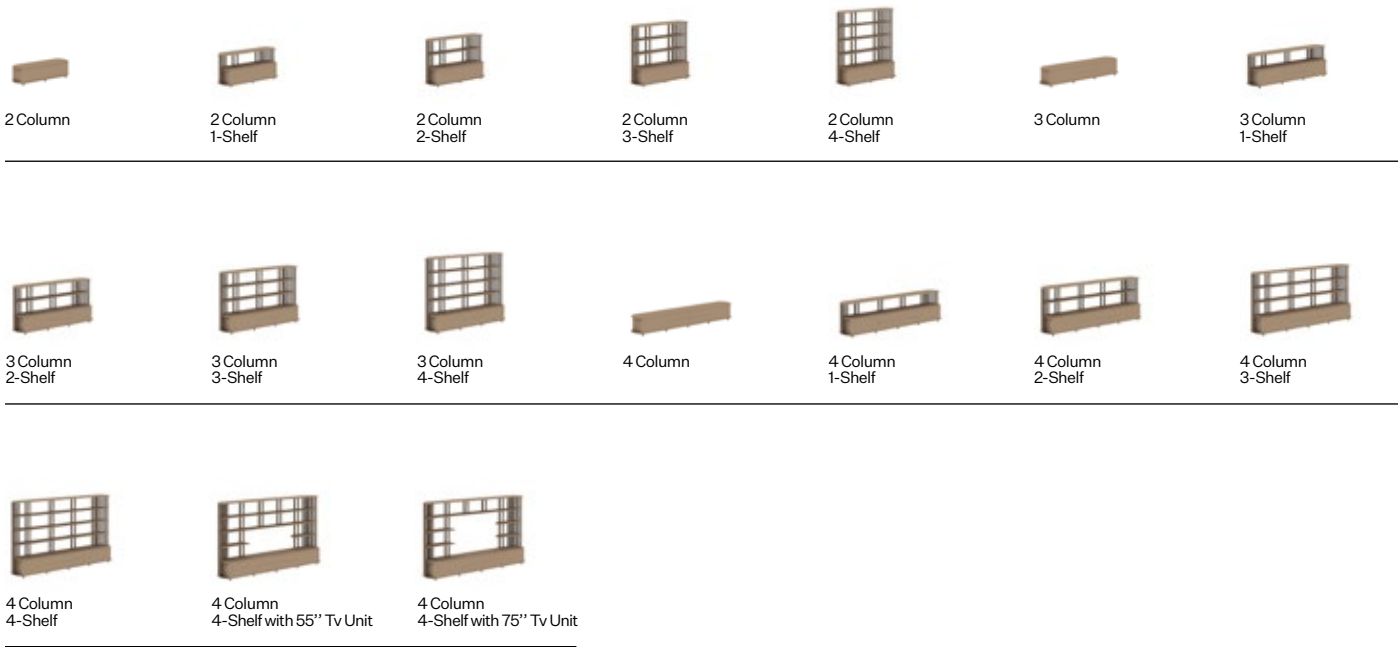


Brick, which attracts attention with its extraordinary design and modular structure, helps to create dynamic spaces. While it offers different combination possibilities to its users with its wide drawer structure, closed and open box-shaped shelf systems, it also stands out with its modern and functional design.



Eclipse

Bookshelf and TV Unit



Designer:
Ersa Studio

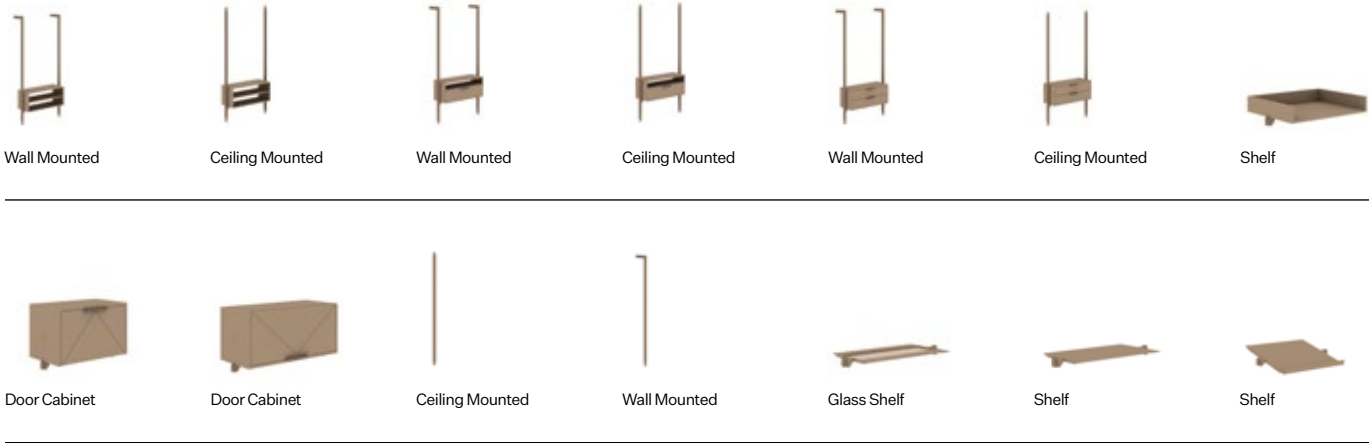


Natural wooden-covered shelf surfaces and pipe profiles developed with a special technique make Eclipse the hero of the space it is used. Taking attention with its durability and elegant design, Eclipse is used as a bookcase as well as a storage thanks to its drawer positioned at the bottom.



Polka

Bookshelf



Designer:
Ersa Studio




The aluminum profiles that make Polka look remarkable can be evaluated by fixing them to the floor and ceiling of the middle area or near the wall, as well as its natural wood veneer drawer unit and shelves that can be included in any number.



Toska

Bookshelf



Designer:
Ersa Studio



Toska, which can be easily shaped according to needs of its userwith its modular structure and different shelf and storage system, is both a bookcase and a storage unit. The variety of blocks and dimensions, provides any kind of storage space, whether open or close.



Tulua

TV Unit

Designer:
Ersa Studio



Tulua brings a new approach to wall design thanks to the modular uprights and shelves on the wood panel.



Dern

Bookshelf and TV Unit



Underlining a dynamic style in living spaces with its angled foot structure, Dern TV unit can be chosen in a fully-covered design or to be used together with a cover and a shelf.



Designer:

Ersa
Studio

Tube

Bookshelf and TV Unit



Tube TV unit creates an elegant appearance in living spaces with its glass-top design and long metal leg structure. While providing the most appropriate response to storage needs with its multi-drawer structure, the lacquered cover design refers to a timeless style understanding.



Designer:

Ersa
Studio




Odin

Bookshelf and TV Unit



Proposing a dynamic and innovative look with its asymmetrical shelf layout, Odin bookcase offers different textures to living and working spaces with a holistic interpretation. Odin bookshelf, which has different material and color alternatives, can be preferred according to the demand of the user.



Designer:

Ersa
Studio

Home Office



- Odin**
- Frame**
- Magro**
- Yoka**
- So**
- Paipu**
- Tutua**
- Flores**

Odin

Home Office

Designer:

Ersa Studio



Odin offers a stylish look to home office workspaces by blending metal and wood textures. Thanks to its design with one leg as a library unit, Odin promises its user a holistic and qualified working experience. Odin, which has different material and color alternatives, can be preferred according to the demand of its user.



Frame

Home Office

Designer:
Ece Yalim Design Studio



Frame desk series designed by Ece Yalim stands out as an innovative design with its functional and unique details. Combining both industrial and natural textures with its oval-shaped wooden table on its metal frame, Frame series offers its users a simple and elegant experience in home-offices.



Magro

Home Office

Designer:
Ersa Studio



Magro desk series reflects the dynamism of different materials by bringing metal and wood together in a single structure. The wooden coating workmanship applied as a whole to the table top and the table surface stands out as the most striking design detail of Magro.



Yoka

Home Office

Designer:

Ersa Studio



Yoka makes a difference with its design and material engineering in home-offices. The diagonally arranged elliptical legs, which distinguish the Yoka desk as a whole from standard work desks, are offered with metal or wood veneer alternatives applied with a special technique on metal. The table top, which is produced with a curved cut towards the bottom surface, visually displays a thin and light appearance, while guaranteeing durability with its material.



So

Home Office

Designer:
Claudio Bellini



So desk series, designed by Claudio Bellini; stands out as a product group that represents a minimal and flowing style. Displaying a unique stance with its diagonal leg design So, brings elegance to home-offices.



Paipu

Home Office

Designer:
Ersa Studio



Designed for those who needs a dynamic look in their home-office workspaces, Paipu has a minimalist look with its tubular metal legs and thin table top. The panel added to the rear legs provides a colorful touch to the table view and allows you to easily hang your notes while working.



Tutua

Home Office

Designer:
Ersa Studio



Tutua has a simple and minimalist look with its thin wooden table top, which is attached between the colorful tubular metal legs in different options.



Flores

Home Office

Designer:

Ersa Studio



Flores table offers a simple look to the concept of working from home with its unique leg form and stylish appearance.



Office Chairs



- Magnolia
- Calypso
- Premier
- Likha
- Moirra
- Opia
- Pan
- Risus
- Rune
- Elio
- Joy
- Hiera
- Vela
- Lui

Magnolia

Office Chair



Designed considering the need for flexibility and dynamism required in workspaces, Magnolia is distinguished by its characteristic armrest and backrest design. Magnolia offers a comfortable seating experience for its users with its wheeled foot structure, adjustable back angle and chair height for operational areas and meeting spaces.



Designer:

Balutto
Associati

Calypso

Office Chair



Calypso, designed as a whole with its armrest and back structure, presents a minimal and delicate appearance with its fluid and oval lines. Calypso provides comfort to users even in long-term meetings with its wheeled foot structure and comfortable seat font.



Designer:

Balutto
Associati

Premier

Office Chair



Premier, does not compromise its comfort even in long-term use with its depth and back height. Its interior and exterior body, which allows different fabric and upholstery alternatives, transforms Premier into a unique seat, that increases the comfort level of its user.



Designer:

Cappelletti
Architetti

Likha

Office Chair



Designed by Italian design office Studio Balutto Associati, Likha meeting and seminar chair stands out with its unique body design. Likha offers a comfortable usage with its wheeled leg structure and adjustable tilt mechanism, while it gains an elegant appearance with leather or fabric upholstery alternatives in different colors.



Designer:

Balutto
Associati

Moira

Office Chair



Differentiating by details which make it unique in addition to its simple design, Moira turns its face to the future and it offers an innovative and modern seating experience to the users. Moira promises a high-level comfort thanks to its height adjustable seating, adjustable armrest, and lumbar support.



Designer:
Burak Koçak

Opia

Office Chair



Developed with a perfect design approach based on Italian design origin, Opia promises high-level comfort and aesthetic together. While its elegant silhouette and visual lightness is a perfect addition to modern offices, Opia provides a very functional seating experience with its 3D armrests and a height-adjustable headrest.



Designer:
Ersa Studio

Pan

Office Chair



Pan serves an ergonomic design and engineering approach to provide the best seating, while it offers the ideal and comfortable seating experience for the user. While Pan's backrest helps to effectively support user's back, it also has the ability to optimize for users by adjusting not only backrest, also headrest and armrests to support different users. It also has a hanger integrated on backrest frame.



Designer:
Ersa Studio

Risus

Office Chair



Taking the power of classics into the center of its design, Risus gets involve into the workspaces as a modern task chair with its technical features. While the smooth curves give off the permanent charm and comfort, shaped backrest increases the backrest support level.



Designer:
Ersa Studio

Rune

Office Chair



Rune offers ideal comfort to users with its curved back structure developed in accordance with human ergonomics. Rune task chair, which can be customized with two-stage fixable back inclination and seat height adjustment, has two different armrest options.



Designer:
Burak Koçak

Joy

Office Chair



Joy, developed with unique comfort features for work places, offers adjustments for user ergonomics with its technical features. The back structure, which offers a session suitable for waist and spine health, can also stretch to the right and left directions when leaning back. Thanks to its seat height, back angle sensitive font depth and fixable features, each user makes it possible to create a subjective comfort.



Designer:
Burak Koçak



Hiera

Office Chair



Developed in a comfortable and stylish structure for workspaces, Hiera offers the most suitable seating solution with its adjustable armrests and movable lumbar support to its user. The star legs can be aluminum or plastic, while fabric and leather upholstery alternatives can be preferred in different colors.



Designer:
Ersa Studio

Vela

Office Chair



Vela offers a comfortable usage with its seat cushion and lumbar back, while it answers the needs of the user in an adjustable structure thanks to its depth adjustment and synchronous mechanism. Vela's star legs can be aluminum or plastic while its upholstery can be preferred with fabric or leather.



Designer:

**Burak
Koçak**

Lui

Office Chair



Lui task chair series, with its technical features, is offered as a minimal and comfortable alternative. While the curved back design provides lumbar support, 3D armrest technology and mechanism settings such as sled font, seat height and gradual back inclination make it possible to adjust for the most ideal comfort for each user.



Designer:

**Ersa
Studio**



DINING

Tables



- Nox
- Nobby
- Tear
- Kith
- Vim
- Palmy
- Epilogue
- Kilig
- Magro
- Diletto
- Mikado

Nox

Table

Designer:
Claudio Bellini



Rectangular Wooden Table

Rectangular Marble Table



Nox dining table, offering a distinctive look with its unique leg design and exclusive material, meets its users with its wooden covering or marble table top options. The single-piece pillar with its curved U-form takes its most important feature from the concrete plastering surface.



Nobby

Table

Designer:
Ersa Studio



Rectangular Glass Table

Rectangular Wooden Table



Nobby dining table gains a character that is unique in the form provided with a combination of different materials and angled forms, in addition to the classic design setup. Nobby offers a convenient and elegant look with its wooden table or table top. Nobby's feet with natural wood on the reverse U-shape, brings unique illusions where its used with its changing image from different angles.





Tear

Table

Designer:
Ersa Studio



Round Wooden Table

Round Wooden Table



Tear dining table which meets two different sizes with its users, is included in the dining areas with its three-piece wood-paneled table top and metal-plated leg.






Kith

Table

Designer:
Ersa Studio



Rectangular Wooden Table



Kith dining table, which allows six to twelve guests with its different size alternatives, adds dynamism to space it is used thanks to its simple design and coating game on the tabletop surface. Kith's angled legs give the unique character to its minimal design.





Vim

Table

Designer:
Ersa Studio



Rectangular Wooden Table

Round Wooden Table



Vim dining table adds a new perspective to its design with its linear line detail on the legs and table top. The linear design combined with the legs in the top view adds both elegance and a minimalist pattern to the table. Vim confronts its user in different geometric forms as square and rectangular.



Palmy

Table

Designer:
Ersa Studio



Rectangular Wooden Table



Round Wooden Table



Palmy, with its two-length alternative that allows you to host a large group of guests from eight to twelve people, is included in the living space as a unique design with its special molded leg design and a specially cut edge table top.



Epilogue

Table



Epilogue has a modern appearance along with its unpretentious design and stands out with its durable structure in common spaces. Its table top, which can be square or round form, can be laminate, natural coated, glass or compact laminated and its tube formed metal legs and base enable extra space to move easily for its users.

Designer:
Ersa Studio



Kilig

Table



Kilig, which draws attention with its production technique as much as its design, offers a special design with its exclusive twist metal legs and edge surface with special wax coating table. Kilig's design, which meets with two different sizes of users, is focused of its feet with a sphere.

Designer:
Ersa Studio



Magro

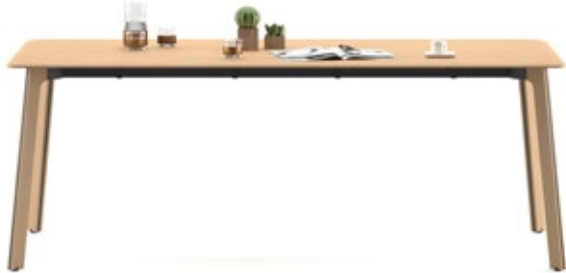
Table



Created with the combination of metal and wood, Magro brings together the dynamism of different materials within the same structure. Enabling space for the meeting areas with a special leg form, Magro provides an exclusive desk experience for its users.

Designer:

Ersa
Studio



Rectangular

Diletto

Table



Diletto is developed with an aesthetic design approach for common dining areas and stands out with its natural wood facing and solid wood legs. Including a series of cafes and bistro tables, Diletto adds dynamism to space it is used thanks to its angled feet and cross-link details.

Designer:

Ersa
Studio



Square

Mikado

Table



Mikado table offered in different geometric forms with square and rectangular table alternatives; thanks to its alternative color options, is preferred in cafes and restaurants by adapting to the appropriate interior design of the place. Standing out with its angled foot structure, Mikado offers a comfortable sitting experience without hindering its users thanks to this feature.

Designer:

Ersa
Studio



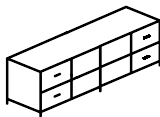
Square



Round



Consoles



Nox
Brick
Kalon
Dern
Tube
Kith

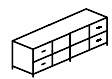
Nox

Console



Rectangular

Designer:
Claudio Bellini



Nox console designed by Claudio Bellini, has a perfect usability with its push-open drawer and lidded parts, an elegant look with lacquer paint used on the top and side tables, optional lacquer paint or wood veneer options on the front and inclined U-type legs.






Brick

Console



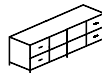
Rectangular



Rectangular



Designer:
Ersa Studio



Attracting attention with its extraordinary design and modular structure, Brick offers its users a different look and combination opportunity with its wide drawer structure, closed and open box-shaped shelf systems, and also stands out with its modern and functional design.



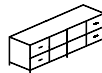
Kalon

Console



Rectangular

Designer:
Ersa Studio

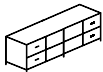


Kalon console, which has a very stylish design with its glass doors and wooden box-shaped drawer system inside, provides different storage areas to its users with its horizontal and vertical options.



Dern

Console



While Dern offers a modern and stylish look with the lacquer used on the side body of the console and the lacquer and coating options that can be used on the front doors, it meets the needs of the users with its 3-door, 4-door, 3-door/drawer options.

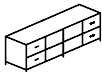
Designer:

Ersa
Studio



Kith

Console



Kith console has a warm appearance in design with its cross-patterned coating and wooden legs that meet each other on the drawer doors. Enlivening its plain appearance with coating games, Kith has a functional use.

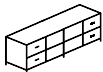
Designer:

Ersa
Studio



Tube

Console



Tube creates an elegant appearance in living spaces with its glass-top design and long metal leg structure. While providing the most appropriate response to storage needs with its multi-drawer structure, the lacquered cover design refers to a timeless style understanding.

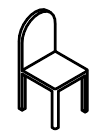
Designer:

Ersa
Studio



DINING

Chairs



- Premier
- Magnolia
- Polar
- Dion
- Larmes
- Fold
- Calypso
- Lilium
- Luna

Premier

Chair

Designer:
Cappelletti Architetti



Providing a relaxed seating experience for its user with its depth and backrest height, Premier distinguishes with its inner and outer body enabling different fabric and upholstery alternatives.



Wood Base 4 Leg Base

Magnolia

Chair

Designer:
Balutto Associati



Magnolia, which is available in solid and veneer options, brings a warm and aesthetic look to space where it is used with different fabric alternatives. Magnolia, with its armrest form, comfortable structure, and wooden legs, meets its user in executive rooms, waiting and lounge areas in workspaces.



Wood Base (Low Back) Wood Base (High Back)



4 Leg Base (Low Back) 4 Leg Base (High Back)

Polar

Chair

Designer:
Balutto Associati



Polar, with its curved backrest design and seat font that surrounds the user, brings Italian elegance to dining areas.



Wood Base (Low Back) Wood Base (High Back)



4 Leg Base (Low Back) 4 Leg Base (High Back)

Dion

Chair

Designer:
Ersa Studio



Offering a characteristic look to the area with its extraordinary design, Dion chair easily adapts to any space setup with different color and fabric alternatives.



Wood Base Wood Base

Larmes

Chair

Designer:

Ersa Studio



Larmes, with its armrest or non-armrest alternatives, which offering a stylish chair experience to the dining areas, gives a modern look to the area where it is used with its backrest and seating font consisting of a single body and wooden legs in different colors.



Wood Base

Wood Base



4 Leg Base

4 Leg Base

Fold

Chair

Designer:

Ersa Studio



Carrying dynamism into the body of its design with its wing-formed armrests, Fold creates a unique look for the space it is used with its angled formed wooden legs.



Wood Base

Calypso

Chair

Designer:

Balutto Associati



Calypso, designed as a whole with its armrest and back structure, presents a minimal and delicate appearance with its fluid and oval lines, while the black leather detail gives the product a sense of style.



Wood Base (Low Back)

Wood Base (High Back)



4 Leg Base (Low Back)

Lilium

Chair

Designer:

Ersa Studio



Lilium, with its wide material selection and color alternatives, draws attention as a chair that adapts to dynamic spirited spaces. The series, which has plastic, upholstered or upholstered-plastic combination options as the seat font, also has the most suitable leg types for the area where it is used.



Wood Base

Luna

Chair

Designer:

Ersa Studio



Luna, which has two different alternatives as a wooden back and a wood carved back, gives a unique look to the place where it is used with its wooden legs.



Wood Base

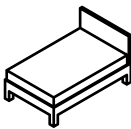


Wood Base



RELAXING

Beds



- Credo
- Lucid
- Angkor
- Goya
- Nyks

Credo

Bed

Designer:
Ersa Studio



Single
120



King
140, 160, 180

All measurements are in centimeters (cm)



With its headboard formed by stretching fabric or leather on a sponge, Credo has an extra comfort when leaned back while offering different solutions to its users with 120, 140, 160 and 180 cm measurement options.





Lucid

Bed

Designer:
Ersa Studio



Single
120



King
140, 160, 180

All measurements are in centimeters (cm)



Lucid, which has an elegant yet stylish appearance with its curved headboard and linear detail on the headboard, offers an alternative to its users with fabric and leather options. The natural wood coating on mdf used in the bed frame has the warmth of wood in its appearance.





Angkor

Bed

Designer:
Ersa Studio



Single
120



King
140, 160, 180

All measurements are in centimeters (cm)



Angkor, which is designed for those who prefer a stylish and an elegant look in their bedrooms with the fabric and leather headboard, has a rich detail with the wooden part and fabric or leather top that appears in the front view of the bed frame and its cast aluminum legs. It gives alternative measurements to its users with 120, 140, 160 and 180 cm options.



Goya

Bed

Designer:
Ersa Studio



Single
120



King
140, 160, 180

All measurements are in centimeters (cm)



The Goya series, is specially designed for users who prefer the warmth and feeling of wood, is becoming a dispensible member of the bedrooms.





Nyks

Bed

Designer:
Burak Koçak



King
140, 160, 180

All measurements are in centimeters (cm)

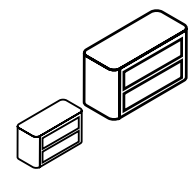


Nyks, which means night in word, has been designed with a modern approach to give its users the feeling of maximum comfort with the the curved structure in its headboard and general form. Nyks, designed by Burak Koçak, has a rich appearance by the usage of different materials and stands out with its extraordinary design.



RELAXING

Nightstands and Chiffoniers



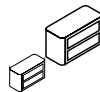
Nyks
Angkor
Tube
Brick
Goya

Nyks

Nightstand
and Chiffonier



Designer:
Burak Koçak



Nyks nightstand and chiffonier have a stylish and minimalist look with their oval wooden case, drawers and leather detail on the top. Nyks, designed by Burak Koçak, has a rich appearance by combining different materials and stands out with its extraordinary design.

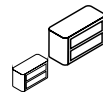


Angkor

Nightstand and Chiffonier



Designer:
Ersa Studio

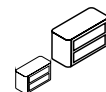


Angkor nightstand and chiffonier which have an elliptical appearance with their wooden oval lines, also have a functional use with their slow-closing drawers that open from the carved handle on the front of the drawers.



Tube

Nightstand
and Chiffonier



With its glass top design and long metal leg structure, Tube, creates an elegant appearance in bedrooms. While it gives the most appropriate answer to the storage need with its drawer structure, the lacquered cover design refers to a timeless sense of style.



Designer:
Ersa Studio

Brick

Nightstand and Chiffonier



Designer:
Ersa Studio



Brick, which attracts attention with its extraordinary design and modular structure, helps to create dynamic spaces. While it offers different combination possibilities to its users with its wide drawer structure, closed and open box-shaped shelf systems, it also stands out with its modern and functional design.

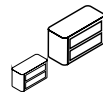


Goya

Nightstand and Chiffonier



Designer:
Ersa Studio

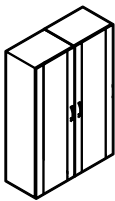


Goya, which has an elliptical appearance on a star leg system consisting of two parts, has a functional use with its push-open and slow-closing drawers.



RELAXING

Wardrobes





Walk
Hilla


Walk


Wardrobe


Designer:
Ersa Studio












Glass Shelf


Wooden Shelf


Glass Shelf with Hanger


Wooden Shelf with Hanger


Shoe Cabinet












Trousers Cabinet


2-Drawer Chest


4-Drawer Chest

2-Drawer Cabinet

6-Drawer Cabinet








4-Shelf Cabinet


5-Shelf Cabinet


Central Connection Unit


Upright Unit


Module without Door












Module without Door


Central Module with Glass Door


Module with Glass Door


Module with Glass Door


Module with Door












Module with Door


Starting Module with Glass Door


Starting Module with Door


Central Module with Door


Central Module with Door












Central Module with Glass Door


Central Module with Glass Door

Starting Module without Door

Starting Module without Door

Central Module without Door





4-Drawer Cabinet

8-Drawer Cabinet




With its smoked colored glass doors and modular parts that differ according to your needs, Walk allows you to create your own wardrobe like a puzzle. With its different add-ons such as open or closed drawers, shelves and hangers, Walk has a design to make maximum use of the storage space.



Hilla

Wardrobe


Designer:
Ersa Studio



Hilla allows you to create your own wardrobe with its glass doors and modular parts that differ according to your needs. Hilla has a design to make maximum use of storage space with its different add-ons such as open or closed drawers, shelves and hangers.



Complementaries



Frame
Grid
Sante
Feast
Milo
Echo
Kith
Kilig
Ravel
Tube

Frame

Complementary



With its thin legs and minimal use of materials, Frame offers a stylish use as a plant unit, while at the same time it can be used as a divider in the open office spaces.

Designer:

Ece Yalım
Design Studio

Grid

Complementary



Offering a multifunctional use behind its simple design and minimal material usage, Grid offers a stylish use as a plant unit, while at the same time it can be used as a divider in the interior. Grid can consist of a single unit, or multiple units combined side by side or on top of each other at the same time. Having a solid structure despite its light weight appereance, Grid aims to offer its users maximum efficiency, flexibility and functionality with minimum material use.

Designer:

Erdem Akan &
Boğaç Şimşir



Sante

Complementary



Sante, which is a double-deck, wheeled service trolley, facilitates the storage of different products with its compartments of different sizes and types. Sante, which can be moved easily thanks to its wheeled feet and handle, also stands out with its simple and stylish design.

Designer:

Ersa
Studio

Feast

Complementary



Feast has a simple design with its wooden session font and angled legs. Distinguished from being a classic bench with its minimalist design, Feast can easily be used with all dining groups.

Designer:

Ersa
Studio




Milo

Complementary



Adding a dynamic look to the space where it is used with its round form, Milo is included in living spaces as a multifunctional complement with its epoxy shelf addition as well as its mirror function. While transforming the shelf, which is offered in mustard, khaki green and tile color options, into an elegant display unit by distinguishing Milo from its counterparts, it allows objects such as keys to be considered when used in the entrance areas.

Designer:
Burak Koçak



Echo

Complementary




With its rounded frame and rectangular structure, Echo can be used in different areas according to needs with its vertical and horizontal mirror modules.

Designer:
Ersa Studio



Kith

Complementary



The need for storage, which has become an indispensable part of living spaces, gains a new meaning with Kith sideboard. With its wooden top, drawer structure and triangular wooden legs, Kith adds movement to its design by incorporating wooden details in its series.




Designer:

Ersa
Studio

Kilig

Complementary



Kilig has a simple and elegant design and usage with its thin metal legs and metal sphere connecting its feet.




Designer:

Ersa
Studio



Ravel

Complementary



Bringing the unique leg structure of the series to the center of its design, Ravel draws attention with its veneer top and metal legs, while simultaneously responding to storage needs with its design that allows drawer additions according to needs.

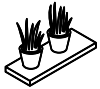
Designer:

Ersa
Studio



Tube

Complementary



Tube creates an elegant appearance in living spaces with its glass-top design and long metal leg structure. While providing the most appropriate response to storage needs with its multi-drawer structure, the lacquered cover design refers to a timeless style understanding.

Designer:

Ersa
Studio



OUTDOOR

Outdoor



Twist
Linus
Hunt



Twist

Outdoor



Twist table, that draws attention with its square table form and metal mesh detail, which is the signature of the design; can be used in cafes and restaurants as well as outdoors. Twist underlines a dynamic style with its oblique angled foot structure.



Designer:

Ersa
Studio

Linus

Outdoor



Linus becomes an indispensable part of common areas with its Scandinavian style structure and elegant appearance. Developed to be suitable for outdoor use, Linus offers a comfortable experience thanks to its armrest design.



Designer:

Ersa
Studio

Hunt

Outdoor



Hunt, which provides a comfortable use with its metal angled foot structure, mesh back and cushioned session font, also draws modern view with the single and double usage versions.



Designer:

Klan
Studio



Contact

info@ersamobilya.com
shop.ersamobilya.com

www.ersamobilya.com