

ersa

60 YEARS OF
GOOD DESIGN

work




ersa

About ersa



Ersa, since its foundation was laid in 1958 by Metin Atabey Ata in a metal workshop in Sivas, has become one of Turkey's largest furniture manufacturer with its innovative and high-quality products and exportation to 41 countries across the world. While continuing its design and innovation-oriented growth every year, Ersa celebrates the 60th anniversary of its establishment with a product range developed for workspaces as well as living spaces.



Product

Ranking as one of the largest manufacturers within the sector with its 4,5 million square meters panel boards, 500.000 linear meters of laminated panels and 530.000 pieces of furniture production capacity at the 60,000 square meters production area in Ankara; Ersa adopts an environmentally friendly and innovative production approach both in the structural features of its factory and production facilities.

60+ International Design Awards

As Ersa adopts the principle of adding a value to the future, the firm has advanced, in this context by preserving and developing its design perspective, since the day it was founded. Reinforcing its innovative, modern and developer approach to design with more than 60 national and international awards, the company maintains this vision and improves it day by day through collaborations with numerous Turkish and international designers.

Designers & Ersa Studio



Paolo Piva



Claudio Bellini



Toine van den Heuvel



Studio Balutto Associati



Cappelletti Architetti



Ece Yalim Design Studio



Erdem Akan & Boğaç Şimşir



Şule Koç



Studio Schrofer



Kadir Cem Tuğcu



Burak Koçak



Ersa Studio

Driven by its passion for good design since the very beginning, Ersa collaborates with numerous Turkish and international designers, and also offers designs by some of the leading brands to the Turkish market through global partnerships. As the owner of more than fifty prestigious local and international awards, Ersa believes in the power of good design and addresses design together with the idea behind it while developing and masterfully crafting products to offer users a new and unique experience beyond function.



Designers

Driven by its passion for good design since the very beginning, Ersa collaborates with numerous Turkish and international designers, and also offers designs by some of the leading brands to the Turkish market through global partnerships. As the owner of more than fifty prestigious local and international awards, Ersa believes in the power of good design and addresses design together with the idea behind it while developing and masterfully crafting products to offer users a new and unique experience beyond function.

Ersa Studio

Adopting a technological, innovative and environmentally friendly approach to production, Ersa, besides its manufacturing power aims to offer innovations with high added value in all processes from raw materials to end products by investing in R&D and design capacities. Having launched Turkey's first R&D and Design Center in the field of office furniture in 2017, Ersa carries out activities for the development and production of raw materials and semi-finished products to support innovative and technological design in the furniture industry.

Colors, Materials & Finishes



Throughout decades our appreciation of Colours, Materials, and Finishes has shifted with the latest trends, but never has the design discipline of CMF been as visible or developed as today. CMF is not merely the selection of colours but plays a crucial part in the emotional connection that we form while interacting with our surroundings.



Colors, Materials and Finishes

Under the art direction of Ruya Akyol Studio, Ersa Furniture has developed a new library of colors, materials and finishes that are carefully selected from both leading international producers as well as responsibly managed local sources. It incorporates handpicked fabrics of the highest quality from Italy, a wider selection of natural fibres including linen, wool, and recycled cotton, as well as an increased focus on longlasting Scandinavian wooden finishes. Building on the latest trans-seasonal tendencies its natural pigments and earthy hues give a feeling of sanctuary, further enhanced by warm and tactile finishes that instantly root you in the present.

Index



- Operational Desks
- Executive Desks
- Meeting Tables
- Seminar&Height-Adjustable Desks
- Cabinets and Pedestals
- Side&Coffee Tables
- Bookshelves
- Sideboards
- Office Chairs
- Meeting Chairs
- Guest-waiting Chairs
- Conference Chairs
- Sofas
- Armchairs
- Education
- Horeca
- Outdoor Furnitures
- Common Spaces
- Panel Systems
- Accessories

OPERATIONAL DESKS



Frame



Magro



Yoka



So



Hana



Flores



Luta



Domino

EXECUTIVE DESKS



Maze



Arrow



Sanzio



Marmore



Insula



Meliades



Kith



Clea



Nobby



Frame



Andante



Flores

MEETING TABLES



Mikado



Meliades



Tear



Insula



Frame



Maze



Arrow

SEMINAR AND HEIGHT ADJUSTABLE DESKS



Gavina



Fuji



Roy



Nanda

CABINETS AND PEDESTALS



Steam



Pedia



Scala



Arcadian



Sword



Zen



So



Nanda



Locker



Onix

SIDE & COFFEE TABLES



Alpas



Andante



Aqua



Corner



Envelope



Epic



Epilogue



Frame



Hi



Kef



Kilig



Kith



Vim



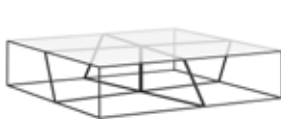
Mikado



Ravel



Slim



Squadro



Tambour



Terra



Tube

BOOKSHELVES AND SIDEBOARDS



Lin



Libro



Odin



Meliades



Eclipse



Toska



Field



Polka



Frame



Arrow



Frame



Nobby



Kith



Clea



Sanzio



Meliades



Andante



Maze

OFFICE CHAIRS



Talia



Tiana



Carna



Impero



Polar



Moira



Calypso



Tycoon



Opia



Risus



Pan



Rune



Hiera



Joy



Vela



Lui



Nora

MEETING CHAIRS



Talia



Tiana



Impero



Carna



Calypso



Premier



Magnolia



Larmes



Perla



Likha



Alegria



Luce



Vivet



Arcade



Nora



Nocture



Polar C



Moira



Lilium



Viola

MEETING CHAIRS



Kayla



Vox

GUEST WAITING CHAIRS



Premier



Magnolia



Calypso



Likha



Polar



Polar C



Moira



Larmes



Perla



Lilium



Fold



Dion



Alegria



Arcade



Vivet



Luce



Dusk



Dawn



Nocture



Nora

CONFERENCE CHAIRS



Carmen



Delphi



Assos

SOFAS



Denver



Lela



Face



Antilia



Dione



Rhino



Bolt



Cube



Dark



Mirage



Sulid



Easy



Terra



M-Line



Neo



Noor Home



Thin



Lenus

ARMCHAIRS



Polar



Hull



Aura



Fold



Club



Twins



Likha



La Luna



Trono

EDUCATION



Ikeda



Domino



Luta



Erwin



Arik



Werner



Tetris



Gavina



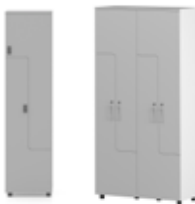
Gavina



Smart



Lectern



Lera



Zen



Zen



Kayla



Meraki



Polar C



Viola

HORECA



Aura



Epilogue



Ilo



Kilig



Mikado



Core&Rove



Diletto



Domino



Magro



Luta



Yoka



Yoka



Hana



Meliades



Kilig



Tear

HORECA



Foresta



Kayla



Lagoon



Meraki



Sierra



Meld



Foresta



Kayla



Lagoon



Meraki



Polar C



Sierra



Opia



Polar



Fez



Circle



Nod

OUTDOOR FURNITURES



Twist *p.57*



Linus *p.57*



Hunt *p.57*



Hunt *p.57*



Trapeze



Acrobat



Tambour



Lobut



Follow Me



Scroll



Doris



Hull



Aura



Terra



Envelope



Mag



Alveare



Fjord



Karma



Nuova



Erika



Magnolia



Meraki



Polar

COMMON SPACES



Pulman



Cabina



Cabina



Nobis



Envelope



Alveare



Alveare



Karma



Join



Join


PANEL SYSTEMS



Alveare



Fjord



Karma



Armor



Guard



Shield



Alveare



Fjord



Karma

ACCESSORIES



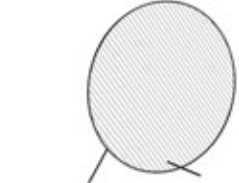
Big Binder



Tower Box



Cable Box



Geo



Frame



Grid



Harmonic

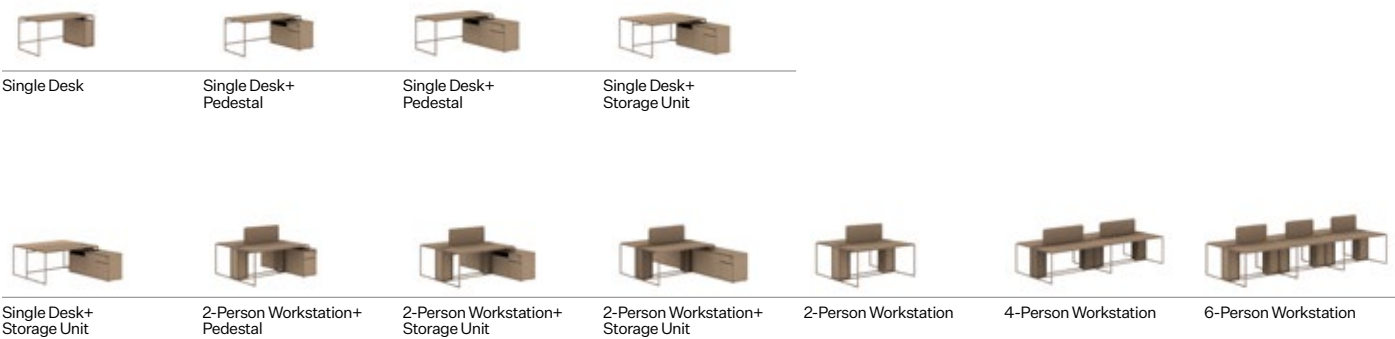

Operational Desks



Frame
Magro
Yoka
So
Hana
Flores
Luta
Domino

Frame

Operational Desk



Designer:

Ece Yalim
Design Studio



Frame operational desk series designed by Ece Yalim stands out as an innovative design with its functional and unique details. Combining both industrial and natural textures with its oval-shaped wooden table on its metal frame, Frame series consists of alternatives, different scales from Home Office models, that appeal to workspaces. All models of the series, which offer 2, 3, 4, and 6 people table systems as well as single-person models, have an internal cabling unit. The series also offers multifunctional additional solutions for users with lighting add-ons, shelf, caisson and shelving modules.



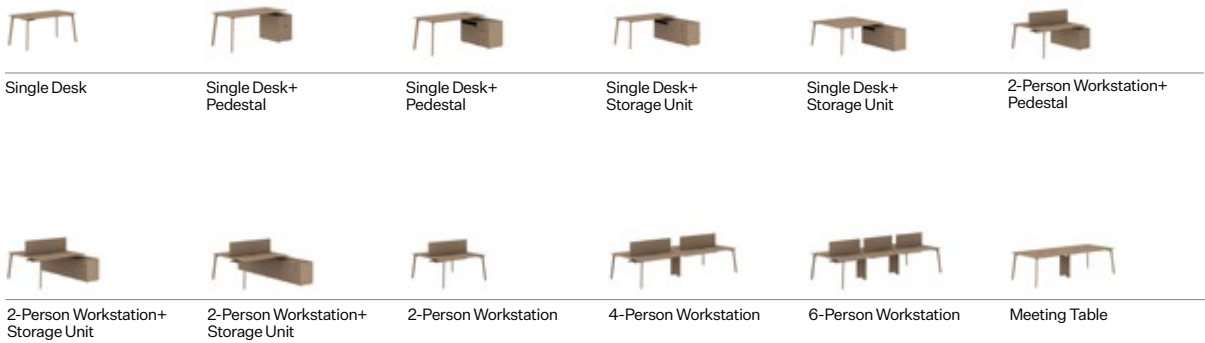
Frame

by Ece Yalim Design Studio



Magro

Operational Desk



Designer:

Ersa
Studio



Magro operational table series reflects the dynamism of different materials by bringing metal and wood together in a single structure. The wooden coating workmanship applied as a whole to the table top and the table surface stands out as the most striking design detail of Magro. The metal layered leg design, located between two wooden panels, both appeals to the eye with its thinness and saves space in the used area. Single person desks and desk systems for 2,3,4 and 6 person in the series offer a regular desk usage with storage unit attachments such as caisson and shelving.



Magro






















by Ersa Studio



Yoka

Operational Desk



						
Single Desk	Single Desk+ Pedestal	Single Desk+ Pedestal	Single Desk+ Storage Unit	Single Desk+ Storage Unit	Single Desk+ Storage Unit	Single Desk+ Storage Unit
						
2-Person Workstation+ Pedestal	2-Person Workstation+ Pedestal	2-Person Workstation+ Storage Unit	2-Person Workstation+ Storage Unit	2-Person Workstation+ Storage Unit	2-Person Workstation+ Storage Unit	L Type Single Desk
						
4-Person Workstation X Type	2-Person Workstation	4-Person Workstation	6-Person Workstation	Meeting Table	Meeting Table	Meeting Table

Designer:

Ersa
Studio



Yoka operational desk series makes a difference with its design and material engineering for contemporary workspaces. The diagonally arranged elliptical legs, which distinguish the Yoka desk as a whole from standard work desks, are offered with metal or wood veneer alternatives applied with a special technique on metal. The table top, which is produced with a curved cut towards the bottom surface, visually displays a thin and light appearance, while guaranteeing durability with its material. The series, which has alternative model and size options ranging from single work desks to 2, 3, 4 and 6 person systems, promises regular and functional usage in work areas with its caisson, shelving and divider panel attachments.



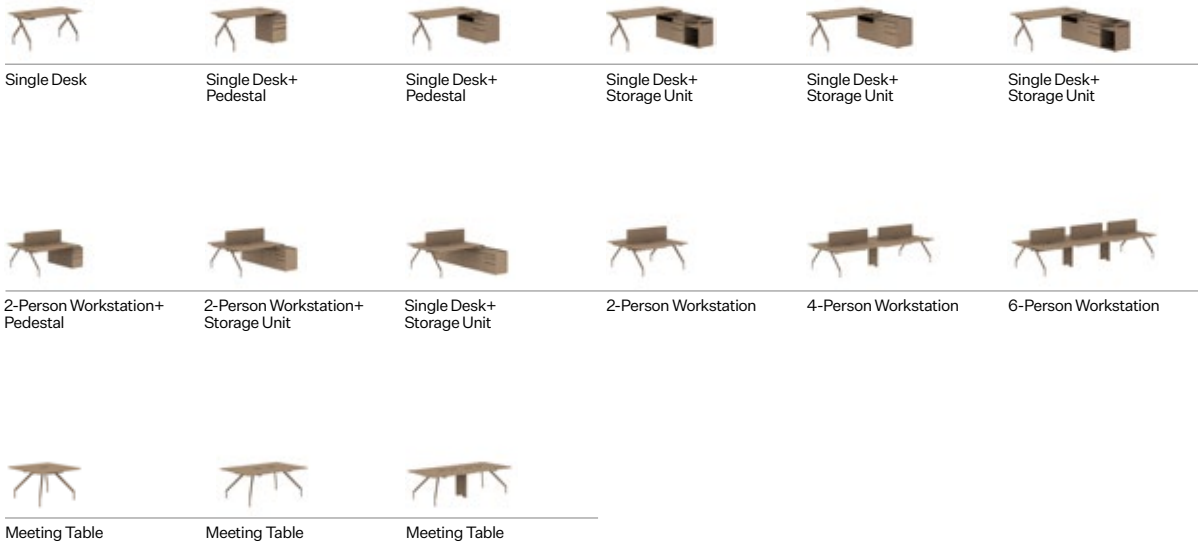
Yoka

by Ersa Studio



So

Operational Desk



Designer:

Claudio Bellini



So operational desk series, designed by Claudio Bellini; stands out as a product group that represents a minimal and flowing style. Displaying a unique stance with its diagonal leg design, So has a variety of sizes and models ranging from single person desks to 4 person desk systems. The caisson and shelving attachments offered to create a more organized working environment for the user while providing extra functionality with the tray area on the upper surface.



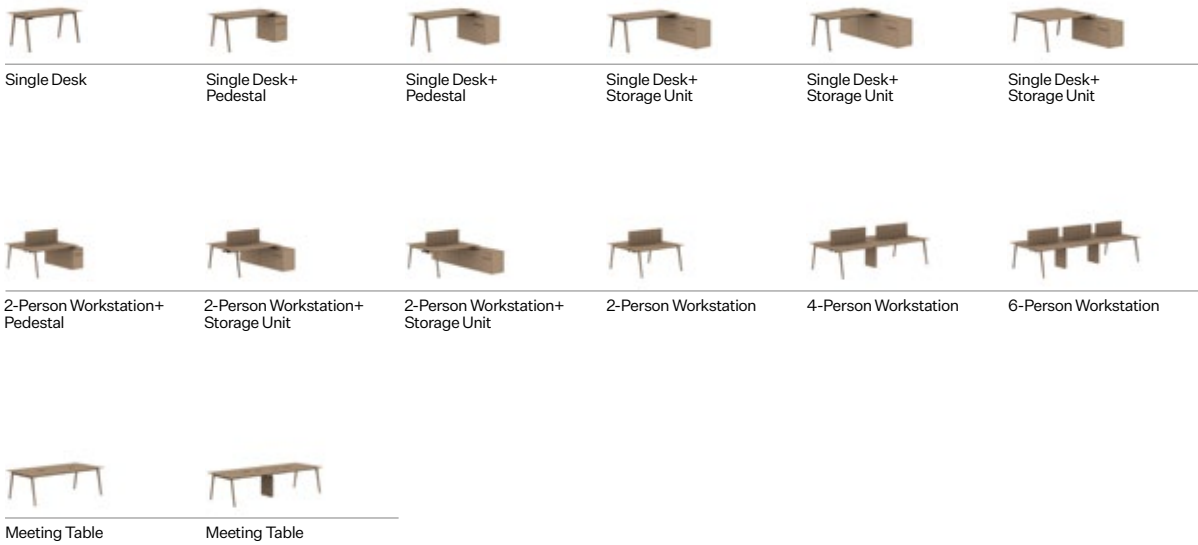
So

by Claudio Bellini



Hana

Operational Desk



Designer:

Ersa
Studio



Hana, is a dynamic desk group with its angled foot structure and felt panel attachment. With its single, double, quartet and hexadecimal alternatives, it offers the most appropriate answer to the needs in work areas. Hana, which's legs are diversified with different color alternatives, easily adapts to the place where it is located. The desk group also offers a various storage solution to its users with the caisson and shelving add-ons optionally included in its design.



Hana

by Ersa Studio



Flores

Operational Desk

						
Single Desk	Single Desk+ Pedestal	Single Desk+ Storage Unit	Single Desk+ Storage Unit	Single Desk+ Storage Unit	Single Desk+ Storage Unit	Single Desk+ Storage Unit
						
Single Desk+ Storage Unit	Single Desk+ Storage Unit	Single Desk+ Storage Unit	Single Desk+ Storage Unit	3-Person Workstation X Type		
						
2-Person Workstation+ Pedestal	2-Person Workstation+ Storage Unit	2-Person Workstation+ Storage Unit	2-Person Workstation	4-Person Workstation	6-Person Workstation	
						
Meeting Table	Meeting Table	Meeting Table	Meeting Table			

Designer:

Ersa
Studio



Flores operational table series reflects a young and dynamic style with its oval tabletop finish. Offering smart solutions with its leg design, cable channels, product family ranging from a single desk to a 6 person multi-table system, Flores is a series with alternatives that suitable for the needs of spaces in different sizes. The ground adjustment mechanism found in all models of the Flores desk series, even in places with a slope of the ground, helps to ensure that the desk touches the ground evenly and that it can be used without vibration.



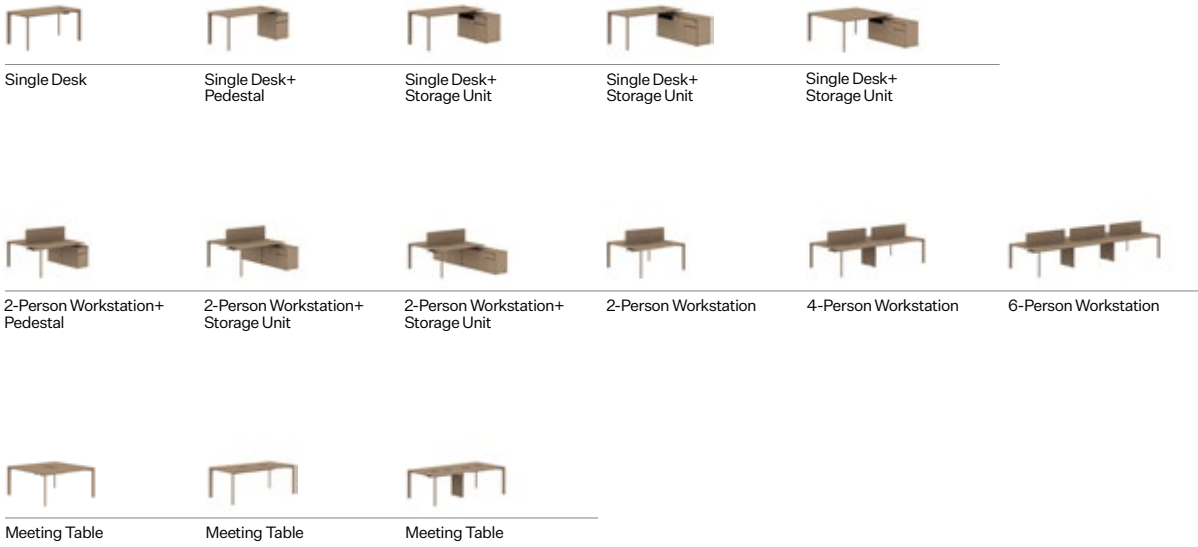
Flores

by Ersa Studio



Luta

Operational Desk



Designer:

Ersa
Studio



Luta operational desk series represents an environmentally friendly production approach with minimum material usage. With its thin table top and triangular leg structure that offers a unique aesthetic appearance from every angle, Luta offers a minimal and functional usage that is free from excess details. Luta can be positioned in many places from operational work areas to open offices, from home-offices to executive units, thanks to the single-person desks and 2-, 3-, 4-, and 6-fold desk systems in the series. It is possible to create a more organized and functional working environment with multi-purpose storage add-ons such as caisson and shelving.



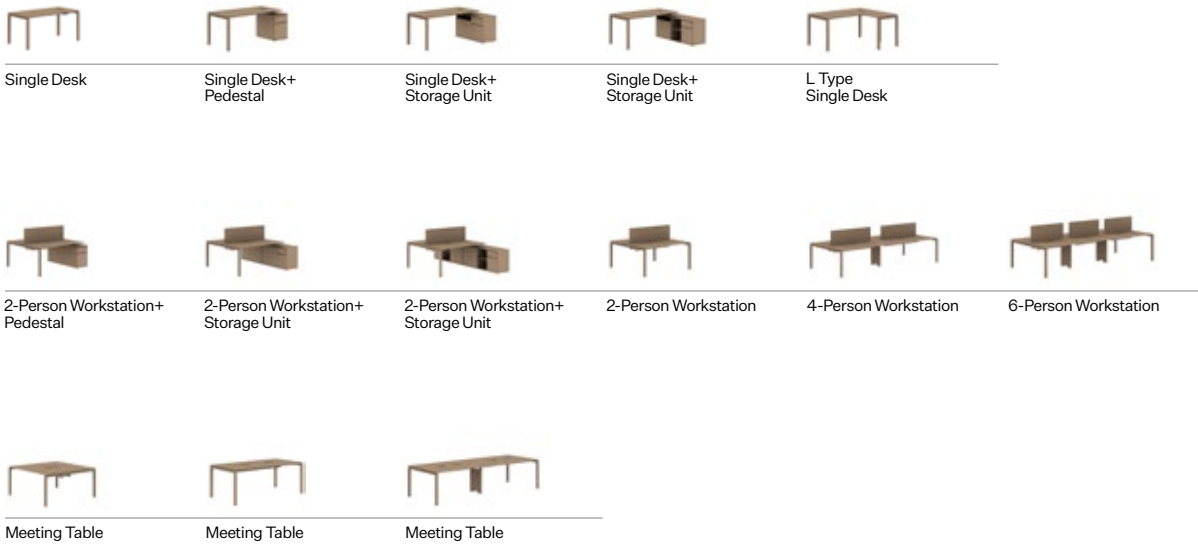
Luta

by Ersa Studio



Domino

Operational Desk



Designer:

Ersa
Studio



Domino operational desk is a series that meets the needs of workspaces with minimal details. The product family, which extends from a single desk to a six-person multi-desk system, provides users with a more organized and functional working environment with multi-purpose storage add-ons such as caisson and shelving. All office desk models in the Domino series offer alternatives for many spaces, from operational work areas to open offices, from home-offices to executive units, with their size options.



Domino by Ersa Studio



Executive Desks



- Maze
- Arrow
- Sanzio
- Marmore
- Insula
- Meliades
- Kith
- Clea
- Nobby
- Frame
- Andante
- Flores

Maze

Executive Desk



Single Desk



Single Desk



Single Desk+
Storage Unit



Single Desk+
Storage Unit

Designer:

Ersa
Studio



Maze offers a comfortable table use with its wooden veneered tabletop and provides an elegant appearance thanks to the labyrinth sections on its legs and caissons. Optionally, a part of the leg of the Maze executive desk can be offered in leather.



Maze

by Ersa Studio



Arrow

Executive Desk



Single Desk+
Storage Unit



Single Desk+
Storage Unit



Single Desk+
Storage Unit



Single Desk+
Storage Unit



Single Desk+
Storage Unit

Designer:

Claudio
Bellini



From its materials to the craftsmanship, Arrow brings a modern and elegant appearance to the executive rooms while reflecting the Italian design with every detail. While its angle formed legs create a unique character through its wide table top and shelving unit volume, Arrow promises a comfortable table experience.



Arrow

by Claudio Bellini



Sanzio

Executive Desk



Single Desk



Single Desk+
Storage Unit

Designer:

Ersa
Studio



Sanzio, offered in three different sizes and alternatives with shelving attachments for executive rooms, is an executive series designed with unique geometric details that contain references from the ship's keel. The legs, which form a solid form from the table joint towards the ground, have an inward inclined design with a five-angle refraction. With its lacquered surfaces and natural wood veneer table, the focus of the design is the contrast relationship between material and form.



Sanzio

by Ersa Studio



Marmore

Executive Desk



Single Desk+
Pedestal



Single Desk+
Storage Unit

Designer:

Claudio
Bellini



Marmore, which is a unique executive desk with its material structure and characteristic design, brings the Italian aesthetic to the executive rooms. While the wooden surface of Marmore underlines a stylish design approach, it combines a minimal layout with advanced engineering and with its sloped leg starting from the shelf unit on one side and extending all the way to the ground on the other.



Marmore

by Claudio Bellini



Insula

Executive Desk



Single Desk+
Pedestal



Single Desk+
Pedestal

Designer:

Ersa
Studio



Insula executive series reflects a unique harmony with the combination of different forms and material selections. While the natural wood veneer top draws attention with its multi-layered material structure and oval lines, its triangular leg transforms Insula into an extraordinary design. Insula also brings an elegant solution to the storage need with its shelving attachment made of natural wood and lacquered body.



Insula

by Ersa Studio



Meliades

Executive Desk



Single Desk



Single Desk+
Pedestal



Single Desk+
Pedestal



Single Desk+
Pedestal



Single Desk+
Storage Unit



Single Desk+
Storage Unit

Designer:

Ersa
Studio



Meliades executive desk, which offers an extraordinary appearance with its A-shaped leg design, that is fixed to each other with a natural wood veneer strip detail between two wooden panels and a special technique, provides a wide range of motion to its user thanks to this form of the leg. The front panel added to the table, which is presented with a shelf attachment on one side, increases the comfort of usage while supporting the stylish appearance of the table. A leather covering alternative is also offered for the tabletop and caisson surface, especially for the Meliades series.



Meliades

by Ersa Studio



Kith

Executive Desk



Single Desk

Designer:

Ersa
Studio



Kith, which can be included in the executive rooms with different height alternatives, reflects refined craftsmanship with its natural wood veneer tabletop and solid legs. The leather desk pad on the tabletop can be moved with a rail mechanism and there is an internal cable slot under the desk. The marquetry coating applied to the front panel surface of the Kith series, which combines functional details with unique elegance, is the most characteristic detail of the design. Kith also brings alternative solutions to storage needs with its hanging caisson, console, and shelf attachments.



Kith

by Ersa Studio

Clea

Executive Desk



Single Desk

Designer:

Ersa
Studio



Clea, differentiating with its natural wood veneered tabletop and black lacquered front panel brings a modern look to executive rooms with its minimal design. The series, which offers maximum working area with its internal triple drawers on both sides of the table, also offers an extra storage solution with its caisson and shelving attachments.



Clea

by Ersa Studio

Nobby

Executive Desk



Single Desk

Designer:

Ersa
Studio



Nobby, developed in three different sizes for executive rooms, offers the use of high-quality materials with its natural wood veneered tabletop and natural veneer legs on solid wood with an angled form. The hanging caisson, which can be added to the table depending on the user's preference, responds to the storage need, while the natural wood veneer front panel completes the stylish look of Nobby.



Nobby

by Ersa Studio



Frame

Executive Desk



Single Desk



Square Meeting Table



Rectangle Meeting Table



Rectangle Meeting Table

Designer:

Ece Yalim
Design Studio



Due to the metal frame which creates the character of its design and its tabletop, Frame nourishes from a simple and modern design interpretation established on delicacy. Frame offers a very functional table experience thanks to the integrated lighting and storage unit on the top, while offering a comfortable usage with its transparent front panel and holes.



Frame

by Ece Yalim Design Studio



Andante

Executive Desk



Single Desk



Single Desk+ Pedestal



Single Desk+ Storage Unit



Single Desk+ 2-Storage Unit



Square Meeting Table



Rectangle Meeting Table

Designer:

Ersa Studio



Standing out with its timeless design and durable structure, Andante executive desk is distinguished from its similars by its single-sided metal framed leg detail. Thanks to its caisson usage, Andante presents a large storage opportunity to its users, and offers an efficient executive desk experience.



Andante

by Ersa Studio



Flores

Executive Desk



Single Desk



Single Desk+
Storage Unit

Designer:

Ersa
Studio



The executive desk of the Flores series is distinguished by its young and dynamic style. Flores executive desk, which enables long-term use with its durable structure, also offers its users large storage opportunities thanks to its caisson attachment.

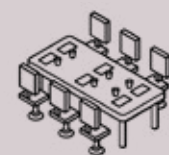


Flores

by Ersa Studio



Meeting Tables



Mikado
Meliades
Tear
Frame
Insula
Maze
Arrow

Mikado

Meeting Table



Square



Rectangular



Round

Designer:

Ersa
Studio



The table models developed for the meeting areas of the Mikado series consist of square, rectangular and circle table alternatives with different dimensions. The table-top, which can be natural wood veneer or laminate, is accompanied by solid veneer legs. In all table models, there are padded cable slots that provide regular use. The cables can be placed in the channels on the table legs.



Mikado

by Ersa Studio



Meliades

Meeting Table



Single Desk

Designer:

Ersa
Studio



Meliades meeting table, which offers an extraordinary appearance with its A-shaped leg design, that is fixed to each other with a natural wood veneer strip detail between two wooden panels, provides a wide range of motion to its user. Displaying a stylish appearance with its layered top and special cut finishes, the table offers ideal measurement options for meeting areas where crowded groups are hosted.



Meliades

by Ersa Studio

Tear

Meeting Table



The conic foot structure and round shaped table-top of Tear allows the table to reflect the modern design approach to the working areas with a minimal stance. The layered table-top structure and lines stand out as fine details that integrate with its plain design.



Designer:
Ersa Studio

Insula

Meeting Table



Insula meeting table presents a unique harmony with the combination of different forms and material selections. While the natural wood veneer top draws attention with its multi-layered material structure and oval lines, its triangular leg transforms Insula into an extraordinary design.



Designer:
Ersa Studio



Frame

Meeting
Table



Due to the metal frame which creates the character of its design and its table-top, Frame nourishes from a simple and modern design interpretation established on delicacy. Frame meeting table offers a very functional table experience with its rectangular and square table top forms.



Designer:

Ece Yalim
Design Studio



Arrow

Meeting
Table



From its materials to the craftsmanship, Arrow brings a modern and elegant appearance to the meeting tables while reflecting the Italian design with every detail. While its angle formed legs create a unique character through its wide table top, Arrow provides a comfortable table experience.

Designer:

Claudio
Bellini



Maze

Meeting
Table



With its labyrinth-pattern leg detail, the meeting table of the Maze series underlines a stylish appearance while providing an efficient desk experience.

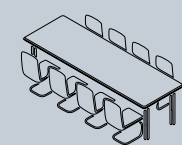
Designer:

Ersa
Studio





Seminar Desks



Gavina

Gavina

Seminar Desk



Foldable Single Desk



Designer:

Ersa
Studio



Gavina seminar table stands out as a series that can be easily articulated with a special piece, making it easy to create the most ideal space arrangement for crowded sessions. Gavina series, which can be stacked with its folding table feature and specially designed form, can be stored in a separate area after use, and it provides mobile use thanks to the brake mechanism on its leg.



Gavina

by Ersa Studio



Height Adjustable Desks



Fuji
Roy
Nanda

Fuji

Height Adjustable Desk



Designer:

Ersa Studio



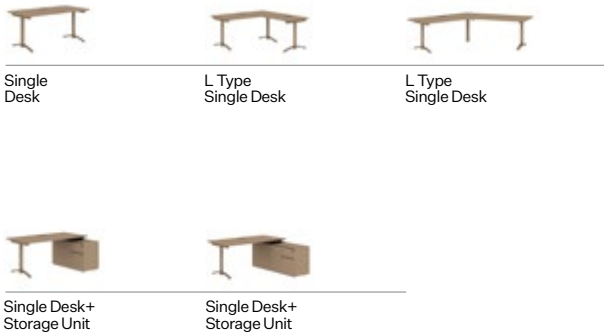
With a table top made of laminate or melamine material and a metal base that can be raised from 72 cm to 120 cm, Fuji offers functional and practical solutions for operational as well as executive usage with its single leg fixed version standing on a shelving unit in one side.



Fuji by Ersa Studio

Roy

Height Adjustable Desk



Designer:
Ersa Studio



Roy, which can be raised from 72 cm to 120 cm according to the needs of the user, offers a very functional usage with its laminate or melamine table top while it allows both divider panel and front panel addition. Roy participates workspaces as a single table or a table with shelving unit in one side.

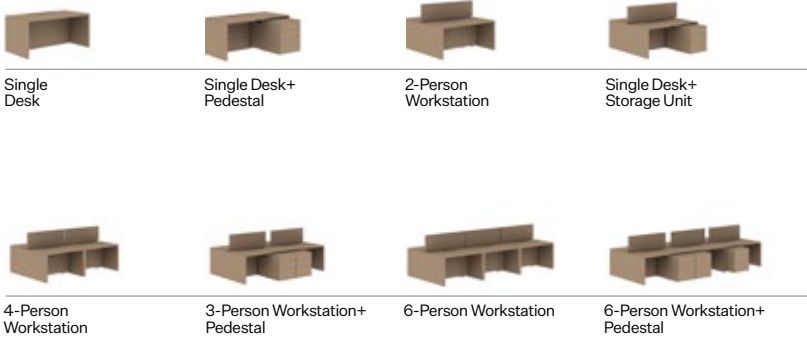


Roy by Ersa Studio



Nanda

Height Adjustable Desks



Designer:

Ersa
Studio



Nanda, which can be raised from 72 cm to 120 cm thanks to its height adjustable leg mechanism, offers a multifunctional table usage for executive and operational uses with its singular table, fixed to a shelving unit or workstation alternatives for two, four or six person. Nanda differs from other height adjustable tables with its drawer and shelving units.

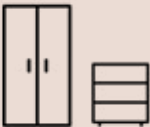


Nanda

by Ersa Studio



Cabinets and Pedestals




Steam
Pedia
Scala
Arcadian
Sward
Zen
So
Nanda



Locker
Onix

Steam

Cabinet and Pedestal



Designer:
Ersa Studio



As a storage unit adaptable in almost every space with its metal body, different length alternatives and minimal design features, Steam answers the need of storage in the most proper volume and scale. Steam, which can have different color alternatives on its outer surface, can be shaped according to the space requirements.

Pedia

Cabinet and Pedestal



Designer:
Ersa Studio



Pedia, which takes a role in space settings as a simple storage solution with its streamlined appearance, diversifies in different colors. Thanks to its locked structure, Pedia acts as a secure storage system.

Scala

Cabinet and Pedestal



Designer:

Ersa
Studio



Taking simplicity into the center of its design, Scala emphasizes minimalism in every detail and consists of only melamine as the material. Coming to the forefront with its large storage volume, Scala brings a modern appearance to the workspaces while responding to the needs with different size alternatives, also draws attention as a suitable option for open offices.

Arcadian

Cabinet and Pedestal



Designer:

Ersa
Studio



Developed with a simple design interpretation for the need of large storage, Arcadian, consists of melamine material. Arcadian's handled design reaching through the cabinet door enables the doors to be opened from every point. Optionally, a glass cover alternative can also be preferred.

Sward

Cabinet and Pedestal



Hinged Door Cabinet
Wardrobe



2-Drawer Pedestal
3-Drawer Pedestal

Designer:
Ersa Studio




Sward draws attention with its sophisticated design as well as the specially twisted metal body and wooden side panels functioning for storage. Sward's high-qualified craftsmanship enables it to remain as durable as the first day against longterm usage.

Zen

Pedestal



2-Drawer Pedestal
2-Drawer Pedestal
3-Drawer Pedestal
4-Drawer Pedestal



1 Column 2-Door
1 Column 3-Door
1 Column 4-Door

Designer:
Ersa Studio



Produced from only metal, Zen puts all the minimal and functional features of classical pedestals at the center of its design. Offering a static view with its equal-sized drawer units, Zen takes attention with different color alternatives.

So

Pedestal



2-Drawer
Pedestal



2-Drawer
Pedestal

Designer:
**Claudio
Bellini**



Developed as a storage unit of the same name family So is a durable storage unit with its metal body and melamine covers. The two drawer module has an extra storage opportunity with the shelf on top and the three drawer module is available in two different versions, either fixed or on wheels.

Nanda

Pedestal



3-Drawer
Pedestal

Designer:
**Ersa
Studio**



Nanda can be used as a set with the height-adjustable table or solo in workspaces, it also provides a different elegant look with its metal body and laminate coating. While it helps you organize your usage area with its three different size drawers, it is also easily moved from one place to another.

Locker

Cabinet



Designer:



Ersa
Studio



Developed for common areas as a storage unit, Locker provides separate spaces for each individual thanks to its large storage volume and electronic lock system. With 4 or 6 fixed units options, Locker allows numerous combinations with its modular structure.

Onix

Cabinet



Designer:

Ersa
Studio



Onix, consisting of square boxes, developed for storage needs in common and shared areas, can be used with options of 12, 15 and 24, depending on demand and location.

Side & Coffee Tables



- Alpas
- Andante
- Aqua
- Corner
- Envelope
- Epic
- Epilogue
- Frame
- Hi
- Kef
- Kilig
- Kith
- Vim
- Mikado
- Ravel
- Slim
- Squadro
- Tambour
- Terra
- Tube

Alpas

Side&
Cofee Table



Taking attention with its foot structure at first glance, Alpas provides a dynamic appearance through its dual metal feet and bent-formed base while standing out with its wooden table purified from details. Alpas can be used as a coffee table and a corner table with its round, square and rectangular alternatives within different length options.



Designer:

Ersa
Studio



Andante

Side&
Cofee Table



Andante, which has a simple, stylish and modern structure with the metal U-shaped leg structure and thick top table , can be used in common areas, executive rooms, reception areas and social areas, while offering a modern look to almost any space with its different coating options.



Designer:

Ersa
Studio



Aqua

Side&
Cofee Table



Aqua, which can be preferred as a marble, wooden or lacquered surface, becomes special with its extraordinary form and design details. Aqua, which attracts attention with its unique table forms as well as its asymmetrical metal legs, brings a modern look to almost any space.



Designer:

Ersa
Studio



Corner

Side&
Cofee Table

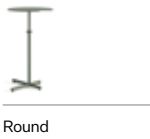


Developed with cut table in order to serve as a complementary for the table corners, Corner table complies with almost every table with its height adjustable feature. Taking attention by its metal feet and lacquered table surface with different color options, Corner brings dynamism and functionality to the work-spaces with its structure that can rise up to 75 cm.



Designer:

Erdem Akan
& Boğaç Şimşir



Envelope

Side&
Cofee Table



Envelope C is easily integrated with products such as armchairs and sofas, offering a pleasant use to its users.



Designer:

Ece Yalım
Design Studio



C Shape



Rectangular

Epic

Side&
Cofee Table



Epic side and coffee table carry an extraordinary design concept to living spaces and workspaces with its lacquered interior, the special leather outer surface, and special cutting edge finishes. Varying with two different sizes, Epic can be used as a coffee table and a corner table presenting a unique design and material.



Designer:

Ersa
Studio



SideTable



Round

Epilogue

Side&
Cofee Table



Epilogue, developed with a minimal design approach, offers a durable use and provides freedom of movement to its users thanks to its leg positioned in the center of the coffee table.



Designer:

Ersa
Studio



Round

Frame

Side&
Cofee Table



Frame coffee table by Ece Yalım Design Studio, which can be preferred according to the geometric needs of the area with its square, rectangular form and storage solution variations, underlines a simple and elegant design approach. Frame can be used in common areas, executive rooms, reception areas and social areas, and gives a modern look to almost every space with its different surface options.



Designer:

Ece Yalım
Design Studio



Square



Rectangular



Rectangular

Hi

Side& Cofee Table



Serving for multiple roles with its minimum material use, Hi table can be functioned both as table and magazine rack with its metal feet and tray partitions. Its tray separable from the body turns Hi table into a functional design in every place.



Designer:

Şule Koç



Round

Kef

Side& Cofee Table



Its multi-layered top and base with two wooden panels, the lacquered line between these two panels and pipe profiles developed with a special technique make Kef a unique complementary. Kef can be used as a coffee table and a corner table with two different dimensions in the interior.



Designer:

Ersa Studio



Square Side Table



Square

Kilig

Side& Cofee Table



Reflecting a modern design line with its cross-joined metal feet reminding of a butterfly, Kilig diversifies as square, round and rectangular while its round and square formed corner table models offer a functional usage with their optional removable tray.



Designer:

Ersa Studio



Round



Round



Square



Square



Round



Ellipse



Ellipse



Rectangular

Kith

Side& Cofee Table



Kith coffee table, produced from wood veneer, is distinguished from its similars with its texture and leg structure. Standing out with its elegant style, Kith is included as an indispensable complement to the space it is used in.



Designer:

Ersa Studio



Square



Rectangular

Vim

Side&
Cofee Table



While the Vim coffee table is distinguished from its similars with its cut-top structure, easily adapts to work areas thanks to its minimal appearance.



Designer:

Ersa
Studio



Round

Rectangular

Mikado

Side&
Cofee Table



Mikado coffee table offers a stylish look to the space with its round or triangular table form and elegant leg design.



Designer:

Ersa
Studio



Round

Ellipse

Ravel

Side&
Cofee Table



Getting involved into space as an architectural element with its foot design reminiscent of the ancient arch architecture, Ravel is introduced to its users with its three different form; Round, rectangular and ellipse. While its rectangular and ellipse types with coffee-table function have a two-layered table, Ravel's round formed corner table can diversify as natural-facing and marble.



Designer:

Ersa
Studio



Round

Rectangular

Ellipse

Slim

Side&
Cofee Table



Slim coffee table, made of metal material, can easily adapt to most space settings with its geometric form and minimal design. Offering three different alternatives as square, elliptical and round, Slim stands out as an innovative design.



Designer:

Ersa
Studio



Square

Round

Ellipse

Squadro

Side& Cofee Table



Participating interior as a stylish complementary, Squadro’s distinctive legs can be used with steel or epoxy in varied geometric forms, while the glass table top offers a modern and elegant look. Its metal legs, which located in the center of the design is aimed to be easily noticed from every angle thanks to its transparency.



Designer:

Paolo Piva



Square

Tambour

Side& Cofee Table



Tambour, which is offered with round and square alternatives, allows easy relocation thanks to its wheeled structure. Tambour coffee table, which can be included in working and living spaces as a dynamic design, underlines a timeless style.



Designer:

Ece Yalim Design Studio



Square



Round



Ellipse



Square

Terra

Side& Cofee Table



Presenting a modern and plain look with its coffee table and corner table options, Terra comes to the forefront through the mergence details of its feet and table. Presented with its two different length alternatives along with rectangular options, Terra functions as a practical complement thanks to its wide table surface.



Designer:

Ersa Studio



Square



Rectangular

Tube

Side& Cofee Table



With its tempered glass and wooden top choices, long metal legs and elegant connection of different materials, Tube offers its users a chic appereance in coffee and side tables. Pipe profiles and connection parts are chrome plated, while the legs and bottom parts are brass plated.



Designer:

Ersa Studio



Square



Square



Rectangular

Bookshelves



Lin
Libro
Odin
Meliades
Eclipse
Toska
Field
Polka
Frame

Lin

Bookshelf



Designer:

Alexis & Murat Şanal





Lin bookcase series, which consists of modular structure and independent units, offers various configuration options according to the structure of the interior. Lin, which can be measured at different heights and depths, can be used by being mounted on the wall in the space, or it can also be used as both a library and a divider unit in the space thanks to its two-way modules.



Libro

Bookshelf



Designer:

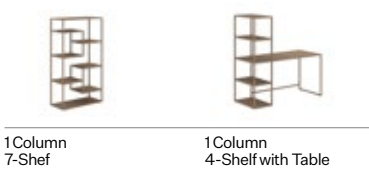
Ersa
Studio



The shelf intervals of Libro, whose side panels are made of melamine and whose shelves are made of metal, can be determined by the user. The cross braces on the back of the Libro support the sturdy structure of the bookshelf unit, and are included in the design as an aesthetic detail.

Odin

Bookshelf



Designer:

Ersa
Studio




Proposing a dynamic and innovative look with its asymmetrical shelf layout, Odin offers different textures to living and working spaces with a holistic interpretation. Odin bookshelf, which has different material and color alternatives, can be preferred according to the demand of the user.



Meliades

Bookshelf



Designer:

Ersa
Studio

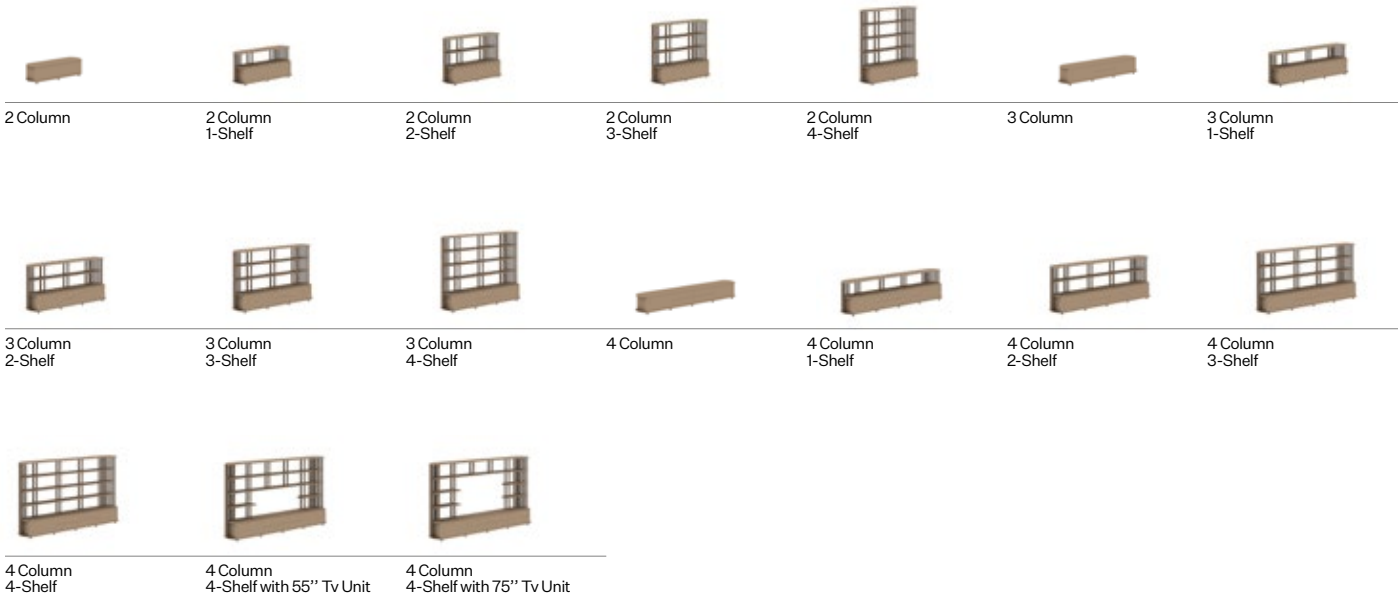


The bookcase unit of the Meliades series offers an innovative solution to the storage need with its use of high quality materials and its characteristic design. While coating or laminate can be preferred on the shelves, metal material colored with epoxy or chrome paint is used in the cross-shaped shelf carriers. Meliades bookshelves are offered in different configurations with drawers and shelf units, depending on their size.



Eclipse

Bookshelf



Designer:
**Ersa
Studio**




Natural wood coated shelf surfaces and carrier pipe profiles developed using a special technique make Eclipse the savior of the place where it is used. Eclipse, which draws attention with its durability and stylish design, also serves as a storage with the drawers in the lowest compartment as well as a bookcase.



Toska

Bookshelf



Designer:

Ersa
Studio



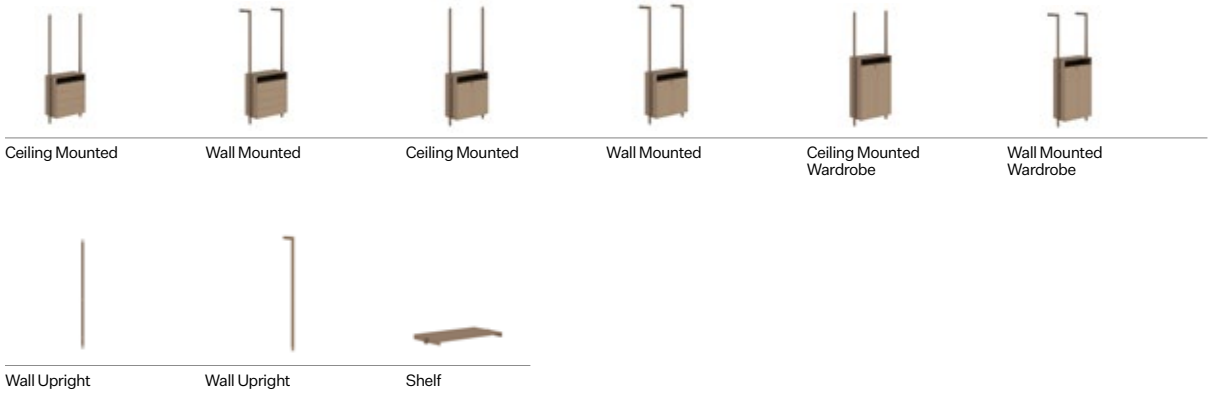
Toska, which can be easily shaped according to the needs of its users with the modular structure and different shelf and storage system, is both a bookcase and a storage unit. The variety of blocks and dimensions provides any kind of open or closed storage space.





Field

Bookshelf



Designer:
**Ersa
Studio**

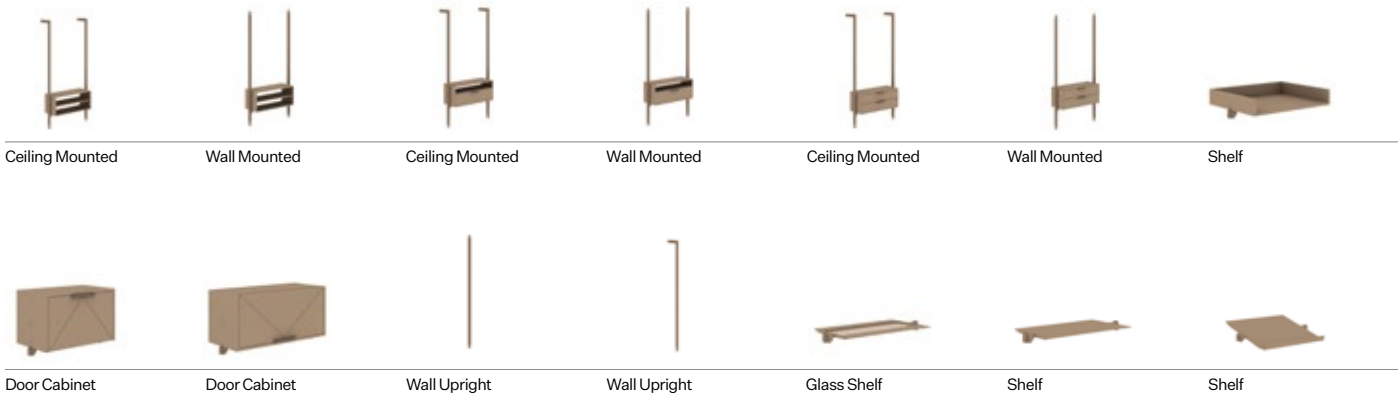


Field, which consists of metal shelves that can be attached angled or horizontally with special fasteners on aluminum profiles fixed from the floor to the ceiling, integrates with the interior and becomes a natural part of the building. Additionally cabinets, drawer units as well as shelves can be added to the system.



Polka

Bookshelf



Designer:
**Ersa
Studio**




In addition to the natural wood veneer drawer unit and the shelves that can be included in the desired number, the aluminum profiles that give Polka a remarkable appearance can be evaluated by fixing them to the floor and ceiling in front of the wall or in the middle area.



Frame

Bookshelf



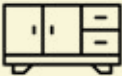
Designer:
**Ece Yalim
Design Studio**



The Frame coffee table by Ece Yalim Design Studio underlines a simple and elegant design approach. Frame can be used in common areas, executive rooms, reception areas and social areas, while giving a modern look to almost any space with its different coating options, open shelves that can be used on both sides and its closed areas, it provides different storage possibilities to the users.



Sideboards



- Arrow
- Frame
- Nobby
- Kith
- Clea
- Sanzio
- Meliades
- Andante
- Maze

Arrow

Sideboard



Standing out with its minimal design, the console member of the Arrow family offers efficient use thanks to its large storage possibilities.



Designer:

Claudio Bellini



Frame

Sideboard




Keeping the unique design details of its family in its console version, Frame diversifies in different sizes with its cloakroom and library alternatives while offering its users a multiple usage.



Designer:

Ece Yalım Design Studio



Nobby

Sideboard



Nobby console offers a functional and timeless use in work areas thanks to its large storage possibilities and minimal design, while drawing attention with its durable structure.

Designer:

Ersa Studio



Kith

Sideboard



Standing out from its similars with its angled leg structure, Kith console underlines importance to privacy in storage areas thanks to its lidded design. Kith enlivens its plain design with its details of coating play on its surface.

Designer:

Ersa Studio



Clea

Sideboard



Offering a sophisticated look with its black lacquered covers and veneer body, Clea console is diversified in different sizes. Developed in a modern design line, Clea offers a unique complementary usage.

Designer:

Ersa
Studio



Sanzio

Sideboard



Sanzio, whose covers and table top are wood veneers and the side details of the design are lacquered, the console draws attention with its confident design. Underlining a stylish look from every angle, Sanzio presents a modern touch to executive rooms.

Designer:

Ersa
Studio



Meliades

Sideboard



Meliades console is in perfect harmony with the other products of the family while displaying a fluid and elegant appearance with its layered top and special cut finishes.

Designer:

Ersa
Studio



Andante

Sideboard



Andante console, which offers the possibility of storage with covers and drawers together, adapts to any space setting thanks to its minimal design. Andante, thanks to its distinctive leg design brings a modern style,

Designer:

Ersa
Studio



Maze

Sideboard



Referring to a unique design concept with its specially cut labyrinth-patterned cover design, Maze console offers a practical usage thanks to its structure designed as a sliding cover.

Designer:

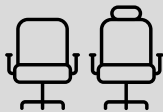
Ersa
Studio



Maze

Ersa Studio

Office Chairs



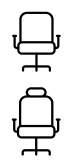
- Talia
- Tiana
- Carna
- Impero
- Polar
- Moira
- Calypso
- Tycoon
- Opia
- Risus
- Pan
- Rune



- Hiera
- Joy
- Vela
- Lui
- Nora

Talia

Office Chair



Talia, with a contra back and outer font, brings a different interpretation to executive and operational office chairs with its chrome-plated and leather-covered armrests that gives bulk looking.



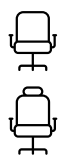
Executive Chair

Task Chair

Designer:
Ersa Studio

Carna

Office Chair



Carna, with its minimal design and comfortable usage, diversifies with its short and long back alternatives and draws attention with its ergonomic structure. While Carna can be used in executive rooms with its headrest that can be added to its long-backed alternative, brings a high-level aesthetic understanding.



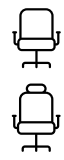
Executive Chair

Task Chair

Designer:
Ersa Studio

Tiana

Office Chair



Tiana office chair series, with its technical features, is offered as a simple and comfortable alternative to operational workspaces. Tiana, which has operational, executive and meeting chairs, offers an elegant look with its star leg mechanism, fabric and leather options.



Executive Chair

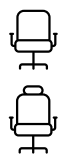
Task Chair

Designer:
Ersa Studio



Impero

Office Chair



Impero, bringing high-level comfort and functionality to the center of its design, presents an extraordinary appearance with the stitching detail on the back surface. Impero is offered as a manager and an executive office chair with short and long backrest alternatives.



Executive Chair



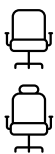
Task Chair

Designer:

Ersa
Studio

Moira

Office Chair



Moira task chair series offers a user experience that differs from its similars with its innovative and ergonomic details. Moira presents a special comfort to each user thanks to its mechanism settings such as lumbar support, 4D armrest technology, seat height, seat depth, and gradual back inclination. In addition to the operational task chair, Moira also offers an executive office chair alternative with its headrest model.



Executive Chair



Designer:

Ersa
Studio

Polar

Office Chair



Designed for executive rooms, Polar office chair offers a comfortable use even during long sessions thanks to its ergonomic structure. Bringing the Italian aesthetic to executive rooms, the Polar office chair draws attention with its unique arm structure.



Executive Chair



Office Chair

Designer:

Balutto
Associati



205



Task Chair

Calypso

Office Chair



Calypso office chair, which has two different options, with and without a headboard, is preferred in executive rooms. Calypso's back design and the seat font, which looks like two separate parts, are easily separated from its similars.



Executive Chair



Task Chair

Designer:

Balutto
Associati

Tycoon

Office Chair



Tycoon task chair, which developed for executive rooms, presents a striking appearance with its metal armrests designed as a whole with its back structure. Tycoon, enabling the most ideal use for human ergonomics with its gradual back inclination and seat height adjustments, offers a superior comfort experience with its sled font system and back tension mechanism.



Executive Chair



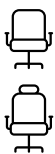
Task Chair

Designer:

Ersa
Studio

Opia

Office Chair



Opia, which has developed with a perfect design line, offers high-level comfort and aesthetics together. Thanks to the lumbar support, 3D armrests, and mechanism settings such as sled font, seat height and gradual back inclination, developed to offer the highest comfort to human ergonomics, it is possible to adjust the most ideal comfort for each user. In addition to the operational office chair, Opia also offers an executive office chair alternative with its headrest model.



Executive Chair



Task Chair

Designer:

Ersa
Studio

Risus

Office Chair



Risus, bringing the power of the classic to the center of its design, is included in the working spaces as a modern task chair thanks to its technical features. While the curved ends on the seat cushion provide a comfortable sitting for the user, the curved back design strengthens the lumbar support. In addition to the 3D armrest technology, it is possible to set the most ideal comfort for each user, thanks to mechanism settings such as sled font, seat height and gradual back inclination.



Executive Chair



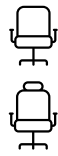
Task Chair

Designer:

Ersa
Studio

Pan

Office Chair



Pan, designed for the best seating experience with ergonomics and engineering solutions, offers the most ideal and comfortable seating experience in line with the needs and preferences of its users. In addition to the flexible back design, 3D armrests, sled font, seat height and gradual back inclination make it possible for each user to create a subjective comfort. Pan also offers an executive task chair alternative with its headrest model in addition to the operational office chair.

Designer:

Ersa
Studio

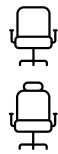


Executive Chair

Task Chair

Rune

Office Chair



Rune series, which has operational and executive office chair models with low and high back alternatives, offers ideal comfort to users with its curved back structure developed in accordance with human ergonomics. Rune task chair, which can be customized with two-stage fixable back inclination and seat height adjustment, has two different armrest options.

Designer:

Ersa
Studio



Executive Chair

Task Chair

Hiera

Office Chair



Hiera, developed in a comfortable and stylish structure for working spaces, offers the most suitable seating solution to its users with its adjustable armrests and movable lumbar support. Fabric and leather upholstery alternatives can be preferred in different colors while the star legs can be aluminum or plastic.

Designer:

Ersa
Studio



Task Chair



Joy

Office Chair



Joy, developed with unique comfort features for work places, offers adjustments for user ergonomics with its technical features. The back structure, which offers a session suitable for waist and spine health, can also stretch to the right and left directions when leaning back. Thanks to its seat height, back angle sensitive font depth and fixable features, each user makes it possible to create a subjective comfort.

Designer:
Ersa
Studio



Task Chair

Vela

Office Chair



Vela offers a comfortable use with its seat cushion and lumbar supported back, while responds to the needs of its users in an adjustable structure thanks to its depth adjustment and synchronous mechanism. The upholstery of Vela can be fabric or leather, and aluminum or plastic can be preferred with its five-star legs.

Designer:
Ersa
Studio



Task Chair

Lui

Office Chair



Lui task chair series, with its technical features, is offered as a minimal and comfortable alternative to operational workspaces. While the curved back design provides lumbar support, 3D armrest technology and mechanism settings such as sled font, seat height and gradual back inclination make it possible to adjust for the most ideal comfort for each user.

Designer:
Ersa
Studio



Task Chair

Nora

Office Chair



Nora, with its back structure designed as a mesh, fits perfectly on the back frame of its user, fully supporting the waist curve and shaped in the most comfortable position. Nora adapts to most office settings thanks to its minimal and modern design.

Designer:
Ersa
Studio



Task Chair

Meeting Chairs



- Talia
- Tiana
- Impero
- Carna
- Calypso
- Premier
- Magnolia
- Larmes
- Perla
- Likha
- Alegria
- Luce
- Vivet
- Arcade
- Nora
- Nocture
- Polar C
- Moir
- Lilium
- Viola
- Kayla
- Vox

Talia

Meeting Chair

Designer:
Ersa Studio



Talia, with a contra back and outer font, brings a different interpretation to meeting chairs with its chrome-plated and leather-covered armrests that gives a bulk looking.



5 Star Base
with Castor

Tiana

Meeting Chair

Designer:
Ersa Studio



Tiana series, with its elegant look, fabric and leather options, technical features and simple design, offers a comfortable alternative to meeting chairs.



5 Star Base
with Castor

Impero

Meeting Chair

Designer:
Ersa Studio



Impero, which carries a high level of comfort and effectiveness to the center of its design, gets a unique appearance with its line detail. While the series offer low and high back alternatives, the headrest can be added only to the high-backed version for an ideal seating experience for executive rooms.



5 Star Base
with Castor

Carna

Meeting Chair

Designer:
Ersa Studio



Carna, with its minimal design and comfortable usage, is diversified with its low or high back alternatives and stands out with its ergonomic structure. The version with high back can be evaluated in the executive rooms thanks to its headrest and it brings a high level of aesthetic approach.



5 Star Base
with Castor

Calypso

Meeting Chair

Designer:
Balutto Associati



Calypso, designed as a whole with its armrest and back structure, presents a minimal and delicate appearance with its fluid and oval lines. The series, which has two alternatives for meeting areas, headrest and non-headrest, provides comfort to users even in long-term meetings with its wheeled foot structure and comfortable seat font.



5 Star Base with Castor

5 Star Base with Castor

5 Star Base with Castor

Aluminium Basic Mechanism

Knee Tilt Mechanism

Premier

Meeting Chair

Designer:
Cappelletti Architetti



Premier, with its wheeled alternative specially developed for meeting areas of the series, does not compromise its comfort even in long-term use with its depth and back height. Its interior and exterior body, which allows different fabric and upholstery alternatives, transforms Premier into a unique seat, while increasing the comfort level of its users with its adjustable height and weight-sensitive tilt mechanism.



5 Star Base with Castor

5 Star Base with Castor

5 Star Base with Castor

Aluminium Basic Mechanism

Aluminium Tilt Mechanism

Knee Tilt Mechanism

Magnolia

Meeting Chair

Designer:
Balutto Associati



Magnolia, standing out with its characteristic arm and back design, adds a modern dynamism to workspaces with the meeting chair in the series. Magnolia offers its users a comfortable sitting experience in meeting areas with its wheeled leg structure, adjustable height and weight-sensitive tilt mechanism.



5 Star Base with Castor

5 Star Base with Castor

Aluminium Basic Mechanism

Knee Tilt Mechanism



5 Star Base with Castor

5 Star Base with Castor

Larmes

Meeting Chair

Designer:
Ersa Studio



Larmes, displaying a unique appearance with its body structure consisting of a single piece, angled sections in the back and armrest design, is a complementary element to the interior architecture in the meeting areas of modern offices. The wheeled leg structure adds function and comfort to the usage of Larmes.



5 Star Base with Castor

5 Star Base with Castor

Aluminium Basic Mechanism

Aluminium Tilt Mechanism

Perla

Meeting Chair

Designer:
Ersa Studio



Perla, with its sharp-edged design lines and minimal style, can be easily adapted to meeting rooms designed in many styles. Presenting a characteristic stance with the angled curve on the back surface, Perla offers an elegant appearance with its thin edge finishes.



5 Star Base
with Castor

Likha

Meeting Chair

Designer:
Balutto Associati



The meeting chair of the Likha series, designed by the Italian design office Studio Balutto Associati, stands out with its extraordinary body design. While Likha offers a comfortable usage thanks to its wheeled leg structure and adjustable tilt mechanism, presents a stylish appearance with leather or fabric upholstery alternatives in different colors. The additional cushion in the seating font can be easily fixed to the body.



5 Star Base
with Castor
*Aluminium Basic
Mechanism*



5 Star Base
with Castor
*Knee Tilt
Mechanism*



Alegria

Meeting Chair

Designer:
Ersa Studio



Alegria, offering a comfortable seating experience thanks to its mesh back design, presents an elegant look in the meeting areas with its minimal form. Alegria offers practical solutions with its design and simplicity, with five-star wheels and tubular legs alternatives for meeting rooms.



4 Leg Base
with Castor

5 Star Base
with Castor

Luce

Meeting Chair

Designer:
Ersa Studio



Luce, offering comfortable seating with its upholstered seating font and optionally upholstered back, easily adapts to the interior with its different color upholstery alternatives. Differentiating with metal leg alternatives with four and skid legs, Luce's plastic armrests support comfortable usage, while the legs that continue behind the back offer an extraordinary appearance with their circular details outside the back.



4 Leg Base
with Castor

5 Star Base
with Castor

Vivet

Meeting Chair

Designer:
Ersa Studio



Vivet chair, which offers a comfortable seating experience to its users thanks to its curved back design, provides an elegant look to meeting areas with its minimal form. Vivet, which has wheeled five star leg and wheeled pipe leg alternatives for meeting rooms, offers practical solutions with its design.



4 Leg Base
with Castor

5 Star Base
with Castor

Arcade

Meeting Chair

Designer:
Ersa Studio



Arcade, a minimal and comfortable series with a seating font made of polyurethane over a plastic font and a plastic-coated back, draws attention as a stylish complementary to the meeting areas. Arcade, which presents maximum harmony with the interior with its different color alternatives, has wheeled fivestar leg and wheeled tube leg alternatives for meeting areas.



4 Leg Base
with Castor

5 Star Base
with Castor



Nora

Meeting Chair

Designer:
Ersa Studio



The back structure designed as a knitted mesh gives a full support for the waist curve of its users by taking the shape in the most comfortable position. Nora adapts to most office setups with its plain and modern design.



4 Leg Base
with Castor

Nocture

Meeting Chair

Designer:
Ersa Studio



Nocture offers a comfortable use to the user with the curvilinear back structure and it responds to most architectural setups thanks to its different color alternatives.



4 Leg Base
with Castor

Polar C

Meeting Chair

Designer:
Ersa Studio



Polar C stands out as a series that comes to life from minimal form and contains various alternatives with the use of materials. Polar C, which has three different shell types as all plywood, upholstered and outer surface plywood-inner surface upholstered, offers simplicity and comfort together in its curved structure compatible with human ergonomics.



4 Leg Base
with Castor



4 Leg Base
with Castor



5 Star Base
with Castor



5 Star Base
with Castor

Moira

Meeting Chair

Designer:
Ersa Studio



Differing with its simple design and the special details, Moira turns its face to the future and offers its user an innovative and modern office chair experience. Moira provides its users a high level of comfort with its height-adjustable seat structure, armrest adjustment and lumbar support.



5 Star Base
with Castor

Lilium

Meeting Chair

Designer:
Ersa Studio



Lilium, with its wide material selection and color alternatives, draws attention as a meeting chair that adapts to dynamic spirited spaces. The series, which has plastic, upholstered or upholstered-plastic combination options as the seat font, also has the most suitable leg types for the area where it is used.



5 Star Base
with Castor



5 Star Base
with Castor
plastic shell



5 Star Base
with Castor
*plastic shell
with cushion*



Spider Base

Viola

Meeting Chair

Designer:
Ersa Studio



While Viola draws attention with its characteristic form, also gives the most appropriate answer for its area with its solutions for different needs. While the foldable and stackable model saves space, the alternative model with writing table is mostly preferred in education areas.



4 Leg Base
with Castor



4 Leg Base
with Castor

Kayla

Meeting Chair

Designer:
Ersa Studio



Kayla, underlining a minimal appearance thanks to its plastic shell form, is diversified in different colors. Thanks to its wheeled structure, Kayla offers a comfortable and practical use.



4 Leg Base
with Castor

Vox

Meeting Chair

Designer:
Ersa Studio



Vox, with its timeless style and ergonomic structure, is preferred in meeting areas. Diversifying with different leg structures, Vox offers the most suitable solution for the needs of the space.



5 Star Base
with Castor

Guest-Waiting Chairs




- Premier
- Magnolia
- Calypso
- Likha
- Polar
- Polar C
- Moirá
- Larmes
- Perla
- Lilium
- Fold
- Dion
- Alegria
- Arcade
- Vivet
- Luce
- Dusk
- Dawn
- Nocture
- Nora

Premier

Guest-Waiting Chair

Designer:
Cappelletti Architetti



Premier, which is an elegant example of Italian design, offers a comfortable seat use thanks to its seat depth, while giving a unique appearance to the place where it is used with its seat body and wooden or metal legs that allow interior and exterior surfaces of different fabric and leather upholstery. Premier stands out as a special design with both an elegant stance and comfort as a waiting area and a visitor seat.



Wood Base 4 Leg Base Sled Base Spider Base

Magnolia

Guest-Waiting Chair

Designer:
Balutto Associati



Magnolia, which stands out with its characteristic arm and back design, adds a modern dynamism to waiting areas. Magnolia offers its users a comfortable sitting experience with the seating font, and provides different use of style with different leg options.



Wood Base (Low Back) 4 Leg Base (Low Back) Sled Base (Low Back) 4 Star Base (Low Back)



Wood Base (High Back) 4 Leg Base (High Back) Sled Base (High Back) 4 Star Base (High Back)

Calypso

Guest-Waiting Chair

Designer:
Balutto Associati



Calypso, designed as a whole with its armrest and back structure, presents an elegant appearance with its oval lines. Offering the most ideal solution to the interior with its alternative leg types, the series has sled legs, 4-pipe legs and 4-flat legs options for waiting areas. The comfortable seat font provides maximum comfort to the users.



Wood Base 4 Leg Base Sled Base 4 Star Base



Wood Base 4 Leg Base Sled Base 4 Star Base

Likha

Guest-Waiting Chair

Designer:
Balutto Associati



Likha series, designed by the Italian design office Studio Balutto Associati, stands out with its extraordinary structure. Likha's waiting area and guest seats add a stylish look to the place, which can be colored or upholstered in different alternatives. The additional cushion in the font can be fixed inside.



4 Star Base Sled Base




Polar

Guest-Waiting Chair

Designer:
Balutto Associati



 Polar, which displays a stylish appearance with its curved font, presents comfort and elegance to waiting areas with its aesthetic design. It offers a comfortable seating experience to its users with a choice of leg made of different materials and a polyurethane body.



Wood Base (Low Back) 4 Leg Base (Low Back) Sled Base (Low Back) 4 Star Base (Low Back)




Wood Base (High Back) 4 Leg Base (High Back) Sled Base (High Back) 4 Star Base (High Back)

Polar C

Guest-Waiting Chair

Designer:
Ersa Studio



 Polar C stands out as a series that comes to life from minimal form and contains various alternatives with the use of materials. Polar C, which has three different shell types as all plywood, upholstered and outer surface plywood-inner surface upholstered, offers simplicity and comfort together in its curved structure compatible with human ergonomics. With its alternative leg types and minimal identity, Polar C easily adapts to spaces with different dynamism.




4 Leg Base 4 Leg Base Sled Base

Moira

Guest-Waiting Chair

Designer:
Ersa Studio



 Moira, allowing the creation of a modern space settings with its plain and aesthetic appearance, offers a comfortable use to the visitors in the waiting areas. Offering an extraordinary appearance with its transmission legs and unique armrest form, Moira increases the comfort level thanks to its curved back structure.




Sled Base

Larmes

Guest-Waiting Chair

Designer:
Ersa Studio



 The visitor chair models of the Larmes series, whose back and armrest designs consist of angled sections and consist of a single piece, also stand out with their comfortable structure. With its variety of leg types that adapt to different interior architectural styles, Larmes creates a privilege in both space and user experience.



Wood Base 4 Leg Base Sled Base Spider Base



Wood Base 4 Leg Base Sled Base Spider Base

Perla

Guest-Waiting Chair

Designer:
Ersa Studio



Perla chair makes a difference with its unique stance in the waiting areas and in the guest reception areas of the offices with its design lines and minimalism. Presenting a characteristic stance with the angled curve on the back surface, Perla offers an elegant appearance with its thin edge finishes. The series, which has alternative leg types, becomes even more unique with its rich selection of fabrics and materials.



Wood Base 4 Leg Base Sled Base Spider Base

Lilium

Guest-Waiting Chair

Designer:
Ersa Studio



Lilium series, with its wide material selection and color alternatives, draws attention as a chair family that adapts to dynamic spirited spaces. The series, which has plastic, upholstered or upholstered-plastic session font options, also includes the most suitable leg types for the area where it is used.



Wood Base Spider Base

Fold

Guest-Waiting Chair

Designer:
Ersa Studio



Carrying dynamism into the body of its design with its wing-formed armrests, Fold creates a unique look for the space it is used while meeting its users with its waiting or lounge area alternatives.



Wood Base

Dion

Guest-Waiting Chair

Designer:
Ersa Studio



Offering a characteristic appearance with its extraordinary design, Dion chair easily adapts to any space setup with its different color, fabric alternatives and different types; with armrest or without armrest.



Wood Base Wood Base

Alegria

Guest-Waiting Chair

Designer:
Ersa Studio



Alegria, offering a comfortable seating experience thanks to its mesh back design, stands out as an ideal alternative for hosting guests in waiting areas or offices with its minimal form.



Sled Base 4 Leg Base

Arcade

Guest-Waiting Chair

Designer:
Ersa Studio



Arcade, a comfortable series with a seating font made of polyurethane over a plastic font and a plastic-coated back, stands out as an ideal model for waiting areas. Arcade's waiting area series, which presents maximum harmony with the interior with its different color alternatives, also includes many functional leg types.



4 Leg Base Sled Base

Vivet

Guest-Waiting Chair

Designer:
Ersa Studio



Vivet chair, offering a comfortable seating experience to its users thanks to its curved back design, presents an elegant look to the waiting areas with its minimal form. Many leg alternatives can harmonize with other elements in the space; especially the runner model offers extra functionality thanks to its stackable feature.



4 Leg Base Sled Base

Luce

Guest-Waiting Chair

Designer:
Ersa Studio



Luce, offering a comfortable seating with its upholstered and plastic back, easily adapts to the interior with its alternatives in different colors. Luce's armrest structure supports its comfortable use.



4 Leg Base Sled Base

Dusk

Guest-Waiting Chair

Designer:
Toine van den Heuvel



Reflecting the designer Toine van den Heuvel's design approach based on simplicity and engineering, Dusk is an outstanding chair series with its metal legs and seat structure. While its backrest provides support fort he lumbar region, the practical leg design ensures comfort, bringing a contemporary look to the spaces.



Sled Base

Dawn

Guest-Waiting Chair

Designer:
Toine van den Heuvel



Reflecting the designer Toine van den Heuvel's design approach based on simplicity and engineering, Dawn is an outstanding chair series with its metal legs and seat structure. While its backrest provides support fort he lumbar region, the practical leg design ensures comfort, bringing a contemporary look to the spaces.



Sled Base

Nocture

Guest-Waiting Chair

Designer:
Ersa Studio



Nocture offers a comfortable use to the user with the curvilinear back structure and it responds to most architectural setups thanks to its different color alternatives.



4 Leg Base



Sled Base

Nora

Guest-Waiting Chair

Designer:
Ersa Studio



Offering a comfortable use thanks to its geometric and fully-fitting back design, Nora responds to the needs of the space with different leg alternatives.



4 Leg Base



Sled Base

Conference Chairs



Carmen
Delphi
Assos

Carmen

Conference
Chair



Designer:
**Ersa
Studio**



Carmen, with its foldable seating font and writing table hidden in the armrest, offers a functional use for the seminar and conference rooms. All surfaces of the seat, which consists of a monolithic piece with legs and armrests descending to the ground in a triangular form, are produced as upholstered. The table in the armrest rotates around its own axis and has the ideal comfort for working with a laptop or notebook.



Delphi

Conference
Chair



Designer:

Ersa
Studio



Delphi, developed for armrestless sequential sessions, is a series that offers convenient use for conference rooms with high attendance. The upholstered font placed on the sequentially designed leg frame provides users with a comfortable experience even during long sessions.

Assos

Conference
Chair



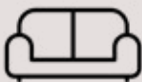
Designer:

Ersa
Studio



Assos, with its foldable seating font and writing table hidden in the armrest, offers a functional use for seminar and conference rooms. All surfaces of the armchair, whose legs and armrests are made up of a single piece in square form, are produced as upholstered. Presenting an ideal appearance especially for protocol halls with its wooden veneer detail on the armrest surface, Assos' writing table that rotates around its own axis has the ideal comfort for working with a laptop or notepad.

Sofas



- Denver
- Lela
- About Face
- Antilia
- Dione
- Rhino
- Bolt
- Cube
- Dark
- Mirage
- Solid
- Easy
- Terra
- M-Line
- Neo
- Noor Home
- Thin
- Lenus

Denver

Sofa

Designer:
Claudio Bellini



Denver sofa stands out with its thoughtful details that create elegance in its plain form. With its minimal angles on the back edges and armrest line, Denver appeals to the eye with the subtleties that create unity with each other in its plain form. The metal leg design, which carries the sofa body and is perceived as four independent parts, brings together Denver's aesthetics and unique production technique. The seat font, which is designed close to the ground, makes the user feel more comfortable, while the sponge structure consisting of special layers makes Denver's comfort unique.



1-Seater Sofa



2-Seater Sofa



3-Seater Sofa



1-Seater Sofa



2-Seater Sofa



3-Seater Sofa

Lela

Sofa

Designer:
Claudio Bellini



Lela, a privileged seating series with its contemporary design and comfortable structure, fits perfectly into the space where it is used in thanks to its modular structure. In addition to its inviting appearance, Lela offers a high level of comfort to its users with its seating depth and soft cushion filling. The pouf in the series can be used in the most appropriate way for the needs of the space. Lela offers a unique visual with the piping details added to the cushion edges, armrest, and seat frame.



1-Seater Sofa



2-Seater Sofa



3-Seater Sofa



About Face

Sofa

Designer:
Studio Schrofer



Designed as a modular sofa, About Face draws attention with its minimal and functional structure. About Face sofa, which is diversified according to demand in different colors and fabrics, easily adapts to most space settings.



1-Seat Sofa



2-Seat Sofa



3-Seat Sofa



2-Seat Sofa

Antilia

Sofa

Designer:
Paolo Piva



Antilia is shaped according to the creativity of its user with its modules in different sizes and structures and gives freedom to living spaces by demolishing all spatial boundaries. Antilia which consists of corner, middle and pouf modules, can be evaluated either by leaning against the wall or alone in the middle.



Dione

Sofa

Designer:
Ersa Studio



Dione sofa series, which has developed with inspiration from the timelessness of the classical style, is positioned in the leading role of the place where it is used with its comfort and eye-catching design. The back cushions of the design, which are completely quilted on the seat and back surface, are at the center of comfort. On the other hand, cylindrical pillows in the armchair area, reinforce comfort as a complementary element.



1-Seat Sofa



2-Seat Sofa



3-Seat Sofa



Rhino sofa series, interpreting different materials and textures together, presents an elegant stance in the place where it is used, both with its appearance and workmanship. In addition to the wood veneer or standard floor frame alternatives in the series, decorative details can be applied with or without quilting, depending on preference. Rhino sofa, which brings together different forms homogeneously with its curved interior surface and oblique armrest structure on the exterior, offers the most suitable fabric, leather, and material options for the interior of the executive rooms.



1-Seat Sofa



2-Seat Sofa



3-Seat Sofa



1-Seat Sofa



2-Seat Sofa



3-Seat Sofa

Rhino

Sofa

Designer:
Ersa Studio



Bolt

Sofa

Designer:
Claudio Bellini



Bolt series draws attention as a design that draws its aesthetic power from simplicity. While the series reflects a sculptural stance with its cubic form and armrest structure descending in the form of an arc; promises a unique comfort in the user experience. While Bolt surrounds the user securely during seating, it provides an ergonomic experience thanks to its ideal back and armrest height.



1-Seater Sofa



2-Seater Sofa



3-Seater Sofa



Cube, which reflects the Italian design aesthetic in every detail, presents a minimal yet powerful appearance with its compact form and smooth transitions. Cube's angled surface on the armrests, extending to both the back and the seat front, adds a subtle visual movement to the elegant design of the sofa.



1-Seater Sofa



2-Seater Sofa



3-Seater Sofa

Cube

Sofa

Designer:
Claudio Bellini



Dark

Sofa

Designer:
Ersa Studio



Dark, contrary to its modest appearance, offers a distinctive style as an elegant seating series, with its delicately crafted design setup and material structure. Providing a unique feeling of comfort with the depth of the seat and the softness of its inner filling, Dark is preferred in work areas with its modern style.



1-Seat Sofa

2-Seat Sofa

3-Seat Sofa



1-Seat Sofa

2-Seat Sofa

3-Seat Sofa

Mirage

Sofa

Designer:
Ersa Studio



At first glance, Mirage brings its user a sensation of comfort and makes your dreams come true. With its high arm structure, it offers its users a two way reclining, both backwards and sideways, while its angled legs simultaneously underline an innovative look with the use of wood and metal.



Sulid

Sofa

Designer:
Ersa Studio



Sulid sofa, which is developed with an elegant design approach for living and working spaces, offers a comfortable seating experience to the users thanks to its comfortable structure, while giving the space it is used a modern look with its stylish appearance. The curved padding on the surface of the armrests, which resembles a thin layer, stands out as a thoughtful comfort design beyond being an elegant detail.



1-Seat Sofa



2-Seat Sofa



3-Seat Sofa

Easy

Sofa

Designer:
Burak Koçak



Easy, with its soft form, seating depth and material choices that increase the comfort level, represents an innovative and contemporary design approach. Thanks to its modular structure, Easy can adapt to the space in which it is used in desired lengths and compositions. Thanks to the 17 different modules and poufs in the series, it is possible to create alternative configurations according to the scale and needs of the space.



1-Seat Sofa



2-Seat Sofa



3-Seat Sofa



Terra

Sofa

Designer:
Ersa Studio



Terra sofa, which was born with the reinterpretation of a classic form with high quality and craftsmanship, draws attention as an elegant and stylish sofa series. Terra, which can be produced as quilted or flat upholstered, makes the comfort most visible with its seat font consisting of a single whole. Terra adds elegance to the design with its strong structure and the aluminum legs produced from special molds.



1-Seater Sofa



2-Seater Sofa



3-Seater Sofa



1-Seater Sofa



2-Seater Sofa



3-Seater Sofa

M-Line

Sofa

Designer:
Ersa Studio



M-Line, belongs to the Line family, which puts the power of the classic at its center with its elegant design, invites its users to a privileged comfort with its quilted back as well as its comfortable structure. Drawing attention with its leg structure, M-Line is preferred in many interior design settings, from executive rooms to stylish common areas with its preferred fabric and material details.



1-Seater Sofa



2-Seater Sofa



3-Seater Sofa



Neo

Sofa

Designer:
Ersa Studio



Neo, which consists of armrest and cushion combination detail and perfect lines, offers a contemporary and extraordinary look to interiors. Y-shaped legs, which form the design identity, highlight the carrier function and transform Neo into a modern architectural work.



1-Seat Sofa



2-Seat Sofa



3-Seat Sofa

Noor Home

Sofa

Designer:
Ersa Studio



Noor Home stands out as a sofa series that distinguishes from its similars with its striking form and skeletal structure. The outwardly angled armrests add a sense of comfort to the series, both visually and experientially. The metal framed leg structure under the armrests is positioned as an element that carries the entire sofa.



1-Seat Sofa



2-Seat Sofa



3-Seat Sofa

Thin

Sofa

Designer:
Ersa Studio



Thin sofa, which developed for waiting areas, stands out as an ideal alternative especially for small-scale spaces with its minimal form and dimensions. Presenting long-lasting use even in places with high circulation thanks to its strong skeleton structure, Thin takes its inspiration from the armrest design consisting of thin lines.



1-Seat Sofa



2-Seat Sofa

Lenus

Sofa

Designer:
Ersa Studio



Lenus sofa, developed for multi-purpose use for different spaces, stands out as a functional alternative with its smart details in its design. With its thin armrest structure and minimal dimensions, Lenus can easily be taken even in small-scale indoor spaces. Lenus, which can be used as a bed by removing the portable back cushions, can be preferred as a companion sofa in hospital rooms with this feature. The sections on the back and armrest connections of the design make it easier to perceive the light structure of the sofa visually.



2-Seat Sofa

Armchairs



- Polar
- Hull
- Aura
- Fold
- Club
- Twins
- Likha
- La Luna

Polar

Armchair



Wood Base
Armchair (Low Back)



4 Star Base
Armchair (Low Back)



4 Star Base
Armchair (Low Back)



Wood Base
Armchair (High Back)



4 Star Base
Armchair (High Back)



4 Star Base
Armchair (High Back)

Designer:

Balutto
Associati



Differentiating with various leg types and unique body designs, Polar offers its users a comfortable use in long-term sittings with its high and low back alternatives. The seat body, which is built as a whole, supports human ergonomics with its curved form, while the fixed cushion in the sitting part reinforces the comfort. Polar armchair, which has wooden legs, 4-star leg and 4-star flat legs alternatives, also has the feature of backward flexing in certain models, depending on the leg type.



Polar

by Ers Studio

Hull

Armchair



Armchair (High Back)



Armchair (Low Back)



Pouf



Armchair



4 Star Base Armchair



5 Star Base with castor
Armchair

Designer:

Burak
Koçak



Hull, which offers a feeling of softness and comfort with its curved back structure and flowing appearance, offers an ergonomic and comfortable seating experience thanks to the design that forms the seat body and the back design that surrounds the user. In the Hull series, which has two different model alternatives with or without a headrest, there are also fixed feet and rocking mechanism options.



Hull

by Burak Koçak

Aura

Armchair



Wood Base
Armchair (Low Back)



4 Star Base
Armchair (Low Back)



Wood Base
Armchair (High Back)



4 Star Base
Armchair (High Back)



Pouf

Designer:

Toine van den
Heuvel



Aura, reflecting the minimal design line of the north in every detail with its original form and extraordinary simplicity, provides the creation of individual spaces by isolating the user from their surroundings thanks to its body structure. The low and high backed models of the Aura series are offered with wooden or metal leg alternatives with position protection feature rotating mechanism.



Aura

by Ers Studio

Fold

Armchair



Wood Base
Armchair (Low Back)



4 Star Base
Armchair (Low Back)



Wood Base
Armchair (High Back)



4 Star Base
Armchair (High Back)

Designer:

Ersa
Studio



Fold, which brings dynamism to the center of its design with its wing-shaped armrests, meets its users in the waiting and lounge areas with its low or high-back alternatives. There are wooden or metal leg alternatives in the Fold series, which have a unique appearance in the place where it is used.



Fold

by Ersa Studio

Club

Armchair

Designer:
Claudio Bellini



Club, which is a stylish member of the waiting areas with its wider seating cushions than its similars, does not compromise on its comfortable structure even for long-term seating. Club series can be used in fixed and rotating structure with its mechanism.



4 Leg Base
Armchair

Swivel Base
Armchair

Twins

Armchair

Designer:
Ece Yalım Design Studio



Twins, which is formed by the combination of two parts inclined towards the center, offers a comfortable use to its users thanks to its wide seat cushion and back structure. The leg design, which repeats the movement on the seat body, gives Twins a unique character, while the legs can be chrome plated or epoxy painted.



Armchair

Likha

Armchair

Designer:
Balutto Associati



Likha, with its unique design consisting of a single piece with a wide seating, offers the highest level of comfort for waiting, lounge and resting areas. Likha armchair in the sitting area is offered with the option of quadruple flat legs.



4 Star Base
Armchair

La Luna

Armchair

Designer:
Ersa Studio



La Luna armchair, which can be preferred as a rocking mechanism or stable according to demand, draws attention with its wide seating font. Thanks to its high and curved back structure, La Luna offers maximum comfort to its users.



Armchair

Trono

Armchair

Designer:

Ersa Studio



Trono offers a comfortable sitting experience to its users with its wide seating font, curved back and headboard, footed structure and pouf. The adjustable and fixable head pillow on the headboard, and also outward-facing thin armrest structure gives Trono a modern look.



4 Leg Base
Armchair



Swivel Base
Armchair



Education



Ikeda
Domino
Luta
Erwin
Arik
Werner
Tetris
Gavina



Smart
Lectern



Lera
Zen



Gavina



Zen



Kayla
Meraki
Polar C
Viola

Ikeda

School Desk



Ikeda desk and seating font, completing each other with their side views, is a simple and functional desk system used in schools and lecture halls. It has a plain appearance with its metal legs and top table.



Designer:

Ersa
Studio

Domino

School Desk



Domino desk series meets the needs of workspaces with minimal details. Unlike the types in operational desks, it has an illuminated system that makes it easier to use.



Designer:

Ersa
Studio

Luta

School Desk



Luta represents an environmentally conscious design approach with minimum material usage, it is distinguished from its peers with its thin table top and triangular shaped leg structure specially developed for the table. Luta offers a unique aesthetic appearance from every angle thanks to its leg form, and a simple and functional use with its light system.



Designer:

Ersa
Studio



Erwin

School Desk



Erwin school desk series, which have singular and double alternatives offers a modern usage for education areas with its curved table top, private basket for each user and thin metal legs. Erwin's tabletop can be laminate or melamine while its legs can be varied of epoxy colors.



Designer:

Ersa
Studio

Arik

School Desk



Combined with a table top that can be laminate or melamine and C-shaped metal pipe legs at an inclined angle, Arik can be evaluated in a multi-purpose structure besides its simple appearance with its perforated metal front panel, the basket under the table and the hanger beside the table.



Designer:

Ersa
Studio

Werner

School Desk



Developed for individual or two-seaters with two different length alternatives, Werner school desk series combines table and desk functions in a single structure with its seating module. Werner desk's table top, which can be laminate or melamine, is available in white, gray and anthracite colors. The legs, the basket and the front panel under the table are made of metal.



Designer:

Ersa
Studio



Tetris

School Desk



An innovative school desk with a double seat and tabletop on a single carrier, Tetris takes its name from the asymmetrical shapes on the front panel. Tetris, with laminate tabletop, plastic seating font and epoxy painted metal legs, offers a useful structure with a basket under the tabletop.



Designer:

Ersa
Studio



Gavina

School Desk



Gavina, which saves space thanks to its stackable structure, is diversified in single and double sizes. Offering a basket-shaped partition area under the table, Gavina also gives its users the opportunity to store.



Designer:

Ersa
Studio



Gavina

Whiteboard



Gavina, which means “seagull” in Catalan, offers a portable presentation and blackboard feature to work areas. While it can be used in harmony with the same legged table model it also provides the opportunity to move easily with its wheeled feet.

Designer:

Ersa
Studio



Smart

Lectern



Smart lectern offers its users a choice of materials with its veneer and laminate options, it also provides an extra storage space with the shelf structure below.



Designer:

Ersa
Studio

Lectern

Lectern



Lectern, which is a portable system for educators and speakers thanks to its structure that can rise up to 113 cm, can be easily moved with its wheeled legs.



Designer:

Erdem Akan
& Boğaç Şimşir

Lera

School Cabinet



Lera can be used as a double or a single locker, with optional cabinet door types that can be changed on demand and electronic lock system.



Designer:

Ersa
Studio

Zen

Bunk



Zen bunk and single bed system has a simple appearance with its metal foot structure and fine linear lines on the sides.



Designer:

Ersa
Studio



Zen

School Cabinet



Designed with inspiration from the timeless aesthetics of iconic metal cabinets, Zen can be divided into single, double, triple or quadruple compartments in a single unit. Many Zen units can be combined and multiplied, as well as finding solutions to storage needs in double or triple units.

Designer:

**Ersa
Studio**



Single Column
1-door



Single Column
2-door



Single Column
3-door



Single Column
4-door



Kayla

Chair



Underlining a plain appearance with the plastic shell form, Kayla is diversified in different colors. The sled foot and the writing board on the arm provides Kayla a comfortable and practical use.



Designer:
Ersa Studio



Sled Base with Worksurface

Meraki

Chair



With its curved seating font and its plastic and upholstered options, Meraki can easily respond to different preferences. While providing different storage areas and movement space to its users, it also has optional coffee table modules that can be added to any desired location.



Designer:
Ersa Studio



4 Leg Base with Worksurface



4 Star Base with Worksurface



Sled Base with Worksurface



Sled Base with Worksurface

Polar C

Chair



With its minimal form and characteristic design, Polar C chair is easily included in work areas. While providing different storage areas and movement space to its users, it also has optional table modules that can be added to any desired location.



Designer:
Ersa Studio



Sled Base with Worksurface

Viola

Chair



Thanks to its structure that provides lumbar support together with its plastic seating font, Viola offers its users a simple and functional working opportunity. While providing different storage areas and movement space to its users, it also has optional table modules that can be added to any desired location.



Designer:
Ersa Studio



4 Leg Base with Worksurface



4 Star Base with Worksurface





Aura
Epilogue
Ilo
Kilig
Mikado
Core&Rove
Diletto
Domino
Magro
Luta
Yoka



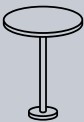
Foresta
Kayla
Lagoon
Meraki
Sierra



Meld



Foresta
Kayla
Lagoon
Meraki
Polar C
Sierra
Opia
Polar
Fez
Circle
Nod



Yoka
Hana
Meliades
Kilig
Tear

Aura

Table



Aura, offering a stylish and convenient table use in cafes and waiting areas, meets the user in square and round forms, while presenting a suitable use for every space thanks to its minimal style. Aura's metal legs, developed with a special production technique, offer a stylish look to shared areas.



Designer:
Ersa Studio



Square

Round

Epilogue

Table



Epilogue has a modern appearance along with its unpretentious design and stands out with its durable structure in common spaces. Its table top, which can be square or round form, can be laminate, natural coated, glass or compact laminated and its tube formed metal legs and base enable extra space to move easily for its users.



Designer:
Ersa Studio



Square

Round

Ilo

Table



While Ilo is included in common spaces as a useful and stylish design, diversifies in different forms and sizes according to needs. With its minimal appearance, Ilo symbolizes a timeless design approach.



Designer:
Ersa Studio



Square

Round

Kilig

Table



Kilig, which draws attention with its production technique as much as its design, offers a special design with its exclusive twist metal legs and edge surface with special wax coating table. Meeting its users in two different sizes, Kilig's design focuses on the sphere in the middle of its legs.



Designer:
Ersa Studio



Square

Round

Mikado

Table



Mikado, which is diversified in two different types as square and round, is preferred in common areas such as cafes and restaurants.



Designer:

Ersa
Studio



Square

Round

Core&Rove

Table



Enhanced with a simple and minimal design interpretation, the desk and bench series Core & Row consists of wooden top and seating surface along with a melamine feet. Core & Row series offers an innovative use for common areas by its metal connection tension bars becoming part of the design with their thin view beneath the top and U-formed feet.



Rectangular

Designer:

Toine van
den Heuvel

Diletto

Table



Diletto is developed with an aesthetic design approach for common dining areas and stands out with its natural wood facing and solid wood legs. Including a series of cafes and bistro tables, Diletto adds dynamism to space it is used thanks to its angled feet and cross-link details.



Designer:

Ersa
Studio



Square

Domino

Table



Domino desk series meets the needs of workspaces with minimal details and has a design to maximize the seating area with its plain feet design on all four sides.



Designer:
Ersa Studio




Rectangular

Magro

Table



Magro table series reflects the dynamism of different materials by bringing metal and wood together in a single structure. The fluid-formed top of the table towards the outer edges and the wood coating workmanship applied as a whole to the table surface stand out as the most striking design detail of Magro. Between two wooden panels, thinness, the metal layered leg design both appeals to the eye and saves space in the used area.



Designer:
Ersa Studio



Rectangular

Luta

Table



Luta desk system is representing an environmentally-conscious interpretation of design with minimum material; thin top and triangle formed leg structure developed exclusively for the desk make the design particular. The triangular formed legs provide a unique view when looked from various angles. To support the needs of work environment, Luta offers pedestal and storage units for functional usage.



Designer:
Ersa Studio



Rectangular



Yoka

Table



The diagonally arranged elliptical legs, which distinguish Yoka table, are offered with metal or wood veneer alternatives applied with a special technique on metal. The table top, which is produced with a curved cut towards the bottom surface, visually displays a thin and light appearance, while guaranteeing durability with its material.



Designer:
Ersa Studio



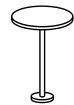
Square



Round

Yoka

Bar Table



Yoka bar table, which is offered with round and square table options, carries the characteristic leg structure of its family. Yoka bar table, which is diversified with different table colors, is preferred in common areas.



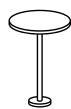
Designer:
Ersa Studio



Rectangular

Hana

Bar Table



The bar table belonging to the Hana family, which adapts easily to most space setups thanks to its minimal form, is offered in different size alternatives. Continuing the oblique angled leg structure design of other members of the same family in this series, Hana Bar Table; can be evaluated in common areas, waiting areas and meeting areas.



Designer:
Ersa Studio



Rectangular



Meliades

Bar Table



Meliades bar table offers the most suitable answer to the needs of the space by being offered in different sizes and dimensions. Meliades, which offers a unique appearance with its table that tapers towards the bottom surface, brings a stylish touch to the common areas.



Designer:
Ersa Studio

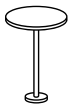


Rectangular



Kilig

Bar Table



Kilig, which draws attention with its production technique as much as its design, offers a special design with its exclusive twist metal legs and edge surface with special wax coating table. Meeting its users in two different sizes, Kilig's design focuses on the sphere in the middle of its legs.



Designer:
Ersa Studio



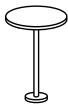
Square



Round

Tear

Bar Table



Tear bar table, which is distinguished from its counterparts with its conical leg structure and offered with two different table size alternatives, 80 and 100 cm, can be used in cafes and restaurants. Tear table, which is diversified with different veneer alternatives such as Milled American Oak and Milled American Walnut, offers an elegant and innovative look to the space.



Round

Designer:
Ersa Studio



Foresta

Chair



Foresta, which consists of a single body with a sitting font and back, offers a durable use. Foresta promises a minimal appearance, thanks to its thin armrests and transmission sled based made of the same material.



Designer:

Ersa
Studio



4 Leg Base



Sled Base with
Armrest



Sled Base

Kayla

Chair



Underlining a plain appearance with its plastic shell form, Kayla is diversified in different colors. With different leg options it offers its users a comfortable and also a practical use.



Designer:

Ersa
Studio



4 Leg Base



Sled Base

Lagoon

Chair



Standing out with its monobloc body consisting of seating font and backrest with its curved design, Lagoon offers a comfortable seating experience with its durable material usage and transmission sled base legs while providing a modern look for the interior. Lagoon can be easily stacked thanks to its design when it is not used.



Designer:

Ersa
Studio



4 Leg Base



Sled Base



4 Leg Base



Sled Base



Meraki

Chair



With its curved seating font and its plastic and upholstered options, Meraki can easily respond to different preferences.



Designer:

Ersa
Studio



Sled Base



Sled Base



4 Leg Base



4 Leg Base

Sierra

Chair



While Sierra chair offers an efficient experience with its comfortable back and seating font, its minimal design adapts to any space setting.



Designer:

Ersa
Studio



Sled Base



Sled Base with
Armrest

Meld

Sofa



Meld, developed for the cafeteria and common areas such as waiting and reception, is a modern seating unit with its linear back, seating depth and thin legs. Meld, which is diversified in two different sizes and offers the most ideal solution to the needs of the space by coming together in a modular structure, can be used against the wall or alone.



Designer:

Ersa
Studio



2-Seat Sofa

Foresta

Bar Stool



Foresta, which consists of a single body with a sitting font and back, offers a durable use. Foresta promises a minimal appearance, thanks to its thin armrests and transmission sled based made of the same material.



Designer:

Ersa
Studio



Sled Base



4 Leg Base

Kayla

Bar Stool



Underlining a plain appearance with its plastic shell form, Kayla is diversified in different colors. With different leg options it offers its users a comfortable and also a practical use.



Designer:

Ersa
Studio



4 Leg Base



4 Leg Base

Lagoon

Bar Stool



Standing out with its monobloc body consisting of seating font and backrest with its curved design, Lagoon offers a comfortable seating experience with its durable material usage and transmission sled base legs while providing a modern look fort he interior. Lagoon can be easily stacked thanks to its design when not in use.



Designer:

Ersa
Studio



4 Leg Base



Sled Base



4 Leg Base



Sled Base

Meraki

Bar Stool



With its curved seating font and its plastic and upholstered options, Meraki can easily respond to different preferences.



Designer:

Ersa
Studio



4 Leg Base



4 Leg Base

Polar C

Bar Stool



Polar C chair, with its minimal form and characteristic design, is easily incorporated into common areas.



Designer:
Ersa Studio



4 Leg Base



Wood Base

Sierra

Bar Stool



While Sierra chair offers an efficient experience with its comfortable back and seating font, its minimal design adapts to any space setting.



Designer:
Ersa Studio



Sled Base

Opia

Bar Stool



Opia, whose back and seat font are made of fabric material, offers the user a comfortable sitting experience. While its sled based structure underlines an elegant appearance, the leg placement area included in the design promises an ergonomic experience to the user.



Designer:
Ersa Studio



Sled Base



Polar

Bar Stool



The bar chair member of the Polar series can be used in dining areas and common areas. The model, which is produced as a sled based, offers a comfortable use with its upholstered structure.



Designer:

Balutto
Associati



Sled Base

Fez

Bar Stool



Designed based on traditional Fes hat form, Fez bar chair has a unique look with its rounded footrest on its body.



Designer:

Ersa
Studio



Bar Stool

Circle

Bar Stool



Circle, which provides easy usage to its users thanks to its height adjustment and wheeled foot structure, has two different seating fonts. It easily meets different needs with its backrest and stool versions.



Designer:

Ersa
Studio



5 Star Base
with Back



5 Star Base
Bar Stool

Nod

Bar Stool



Nod, which draws attention with its chromage slide-type legs, is a modern bar chair with three different leg types; low, medium and high.



Designer:

Ersa
Studio



Sled Base
Low



Sled Base
Middle



Sled Base
High

Outdoor Furnitures



Twist



Hunt



Linus
Hunt

Twist

Table



Twist table, that draws attention with its square table form and metal mesh detail, which is the signature of the design; can be used in cafes and restaurants as well as outdoors. Twist underlines a dynamic style with its oblique angled foot structure.



Designer:

Ersa
Studio

Linus

Chair



Linus becomes an indispensable part of common areas with its Scandinavian style structure and elegant appearance. Developed to be suitable for outdoor use, Linus offers a comfortable experience thanks to its armrest design.



Designer:

Ersa
Studio

Hunt

Chair



Hunt, which provides a comfortable use with its metal angled foot structure, mesh back and cushioned session font, also draws modern view with the single and double usage versions.



Designer:

Klan
Studio

Hunt

Sofa



Hunt, which provides a comfortable use with its metal angled foot structure, mesh back and cushioned session font, also draws modern view with the single and double usage versions.



Designer:

Klan
Studio

Common Spaces



Trapeze
Acrobat
Tambour
Lobut
Follow Me
Scroll
Doris
Hull
Aura
Terra
Envelope
Mag



Alveare
Fjord
Karma
Nuova



Erika
Magnolia
Meraki
Polar
Pulman



Cabina



Nobis
Envelope
Alveare
Karma
Join

Trapeze

Pouf



With the portable structure and 7 different square and rectangular modules, Trapeze is a pouf module which is designed by Ece Yalim Design Studio. Trapeze offers its users a creative and entertaining experience with endless combination options while in the module with electrical outlet an optional coffee table can be inserted according to the need.



Designer:
Ece Yalim
Design Studio



Acrobat

Pouf



The Acrobat series that takes its inspiration from carnivals, allows to create extraordinary spaces by feeding on the traditional forms and colors and consists of different lengths and foot types. In the series, where the sitting cushions do not change, the feet can be separated into two different foot designs; four-legged and round-footed.



Designer:
Ece Yalim
Design Studio



Tambour

Pouf



One of the most dynamic members of the Carnival family, Tambour is a pouf series that draws attention with its diagonal metal skeleton and geometric forms varying round or square. Consisting of wheeled or fixed, various feet alternatives preferably, Tambour creates movement into the interior by being used with different length or sizes individually or multiple numbers.



Designer:
Ece Yalim
Design Studio



Lobut

Pouf



One of the indispensable symbols of carnivals, the Pin is one of the most characteristic members of the Carnival series, where it is at the center of entertainment and action... Composed of seating units in three different heights and sizes, the Pin series offers a comfortable use with a foot circle in the alternative of high seating units.



Designer:
Ece Yalim
Design Studio





Follow Me

Pouf



As a minimal seating unit having a simple design and comfortable structure, Follow Me conveys a geometric movement into space by bringing together angular or linear, two different forms within one structure. Follow Me offers an ergonomic usage by enabling its user the opportunity to pull back his/her feet back. Follow Me can be replaced easily thanks to its leather handle extending through the module.



Designer:

Toine van
den Heuvel

Scroll

Pouf



Contrary to its plain form, Scroll, which has a hypnotic effect thanks to its spiral pattern on the seating surface, is a dynamic pouf series developed in different height and sizes. Scroll, which can be optionally wheeled or with fixed legs, can be the prominent complement of common areas with the snail form as well as the round form.



Designer:

Ece Yalın
Design Studio

Doris

Pouf



Drop-shaped Doris fits together ergonomically in triple use, and can optionally be used as single. With its fixed feet system it can be easily moved.



Designer:

Ersa
Studio

Hull

Pouf



Hull, which offers a feeling of softness and comfort with its curved form and smooth appearance designed by Burak Koçak, provides an indispensable comfort when used with together with the seat option of the same name with its minimalist structure.



Designer:

Burak
Koçak



Aura

Pouf



Reflecting the minimal design line of the north with its unique form and extraordinary simplicity, Aura can be used with or seperately from its armchair.



Designer:

Toine Van
Den Heuvel

Terra

Pouf



Terra, which serves as a stylish complement with its quilted upholstery, can be evaluated in rectangular and square alternatives, in front of tables, sofas, and beds and in common areas.



Designer:

Ersa
Studio

Envelope

Pouf



Developed for work spaces and common areas, Envelope has a stylish appearance and provides a comfortable use with its metal foot structure and double sponge seating font.



Designer:

Ece Yalım
Design Studio



Mag

Pouf




Developed for the common areas such as workspaces and waiting spaces functioning as a magazine and newspaper holder along with a seating unit, Mag takes attention with its modular design. Its round form comprising of two seating units and metal extension can be used in S form, while its square module can be extended with a metal addition and can become compatible with the interior as a rectangular form.



Designer:

Ece Yalım
Design Studio



Alveare

Reception Desk



Developed in a modular structure for workspaces, welcoming and common areas, Alveare series comprise five different modules including reception desk, workstation, TV module, capsule and dividing panel. Alveare series presents an innovative and modern design thanks to its flexible configuration options and simple flexible joints.



Designer:
Claudio Bellini



Low Reception



High Reception

Fjord

Reception Desk



Developed as a modular partition panel system, Fjord series, meets with its users in several areas with different functions as a welcome desk, table, workstation and TV unit. Fjord's table top can be preferred as laminate coating and panels as laminate, fabric or acid etching.



Designer:
Ersa Studio



Rectangular

Karma

Reception Desk



Karma is a panel series that allows various utilizations with various sizes of the reception desk, workstation, capsule, singular panel and separating panels. The series has different material alternatives which include laminate, melamine, fabric, and glass. Karma reception desk is varied in different sizes and depths, while the use of acidic glass gives the design a stylish appearance.



Designer:
Ersa Studio



Rectangular



L Type



U Type

Nuova

Reception Desk



Nuova is a modern reception desk developed with different lengths and sizes and linear, U and F formed alternatives. Nuova's body and the front panel can be melamin coated, natural wooden covered or lacquered and this brings a multilayered and dynamic appearance to the desk. Thanks to its metal cable tray, Nuova organizes the cable traffic and creates a clean appearance.



Designer:
Ersa Studio



Rectangular



L Type



U Type



Handicapped Desk



Erika

Waiting Chair



Erika, which consists of a plastic font placed on the crossshaped metal foot form, can be used by 2 to 5 user, also offers a functional usage with the option of a coffee table that can be added in between.



Designer:

Ersa Studio

Meraki

Waiting Chair



With its curved plastic seating font and diagonal metal leg structure, Meraki can be used in a single row from 2-to-5 usage, and has a functional use and appearance with the coffee table option that can be added to the desired combination.



Designer:

Ersa Studio

Magnolia

Waiting Chair



Magnolia, designed by Balutto Associati, brings a new perspective to the row form with its armrest model. Magnolia , which consists of a plastic font placed on the cross-shaped metal foot form, can be used by 2 to 5 user, also offers a functional usage with the option of a coffee table that can be added in between.



Designer:

Balutto Associati

Polar

Waiting Chair



Polar, which displays a sculptural and fluid appearance with its curvilinear font, provides comfort and elegance to the waiting areas with its aesthetic design. Polar, designed by Balutto Associati, offers its users a modern, stylish and functional seating experience with an optional coffee table from 2 to 5 uses.



Designer:

Balutto Associati

Pulman

Waiting Chair



Pulman, which has a minimalist appearance with its straight-lined seating font, has a middle leg in the modules with 5 to 7 usage, tables in addition to the cross leg system on both sides. Different combinations can be achieved with the coffee table option that can be added to the desired place, users can design the seating style as they wish.



Designer:

Ersa Studio



3 Seat
Table Option



3 Seat
Table Option



4 Seat
Table Option



2 Seat



4 Seat
Table Option



4 Seat
Table Option



5 Seat
Table Option



3 Seat



5 Seat
Table Option



5 Seat
Table Option



6 Seat
Table Option



6 Seat
Table Option



6 Seat
Table Option



7 Seat
Table Option



4 Seat



6 Seat
Table Option



6 Seat
Table Option



7 Seat
Table Option



5 Seat

Cabina

Meetingbooth



Designer:
**Ersa
Studio**



Bringing a useful and customizable interpretation to today's definition of open office, Cabina helps you to fit both your home and your sitting area in a cabin easily. Cabina is indispensable for workspaces with its attachments, special space it provides and various customizable material options for private meetings. In addition, it is suitable for single, double and multi-use with its ventilation advantages, special lighting and acoustic system."



Cabina

by Ersa Studio



Cabina

Phonebooth



Designer:
**Ersa
Studio**



Bringing a useful and customizable interpretation to today's definition of open office, Cabina helps you to fit both your home and your sitting area in a cabin easily. Cabina is indispensable for workspaces with its attachments, special space it provides and various customizable material options for private meetings. In addition, it is suitable for single, double and multi-use with its ventilation advantages, special lighting and acoustic system.





Nobis

Divider Seating System



With its modular and easy-to-assemble form, Nobis, designed by Şule Koç, works as a separator and provides ease of sitting in common areas. Nobis, where endless configurations can be made with pouf, low-back and high-back modules, also offers a modern style with coffee table and lighting attachments.



Designer:

Şule Koç



Envelope

Divider Seating System



Developed for workspaces and common areas, Envelope offers its users, short-term workspaces and collaborative spaces while its high or low back alternatives and folding side panels focus on individual use. Envelope enables coffee table addition to the left or right sides based on the preference of its users while allowing panel additions.



Designer:

Ece Yalım
Design Studio



Alveare

Divider Seating System



Developed as a modular solution for workplaces, reception areas and common areas Alveare sofa model located between two panels, creates a special space for its users with its acoustical features.



Designer:

Claudio
Bellini



Alveare

Divider Desk
System



Developed as a modular solution for workplaces, reception areas and common areas Alveare sofa and table model located between two panels can be used as a seperator and creates a special space for presentation and meetings.



Designer:

Claudio
Bellini

Karma

Divider Desk
System



Karma, which can be used as a seperator in open offices, waiting areas and common areas, provides a special working area with the sofa and coffee table model, also provides the opportunity to make your presentations and meetings in a comfortable environment.



Designer:

Ersa
Studio

Join

Divider Desk
System



Join, which has a modular structure with two different height options, adds comfort and elegance to the waiting areas with the combination of oval or flat types in common areas and offices. While it serves as a divider in offices with its cabin systems, it creates a space where you can comfortably hold meetings with its opposing seats.



Designer:

Ece Yalim
Design Studio



Join

Divider Seating System



Designer:
Ece Yalın
Design Studio



Join, which has a modular structure with two different height options, adds comfort and elegance to the waiting areas with the combination of oval or flat types in common areas and offices. While it can be designed according to the needs of users with different height options and optional coffee table module it can be easily put together with the interconnecting parts.

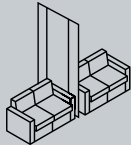




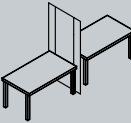
Panel Systems



Alveare
Fjord
Karma
Armor
Guard
Shield



Alveare



Alveare
Fjord
Karma

Alveare

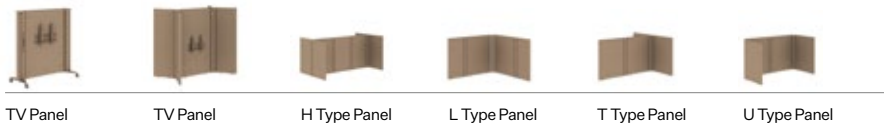
Panel System



Developed with a modular solution for workplaces, reception areas and common areas, the panel model of the Alveare series, has easy movement with its wheel system. While the TV is attached to the apparatus located in the middle of the panel, enabling easy presentation with its different modules, it also provides the users with the opportunity to separate working areas.



Designer:
Claudio Bellini



Fjord

Panel System



Fjord series, which is designed as a modular divider panel system, can respond to different needs with a different module structure. Thanks to the apparatus in the TV Panel model, it allows easy presentation by hanging a TV on the panel, and it can be used as a divider in the space with its angular H, L, T, and U types. With its wheeled structure, the individual panels can move.



Designer:
Ersa Studio

Karma



Panel System



Karma series, which is designed as a modular divider panel system, can respond to different needs with a different module structure. Apparatus in the TV Panel model allows easy presentation opportunities by hanging a TV on the panel, and it can be used as a divider in the space with its angular H, L, T, and U types. Karma provides an elegant view to its users by different material choices.



Designer:
Ersa Studio



Armor

Panel System

Armor, which stands out as a portable panel, enables the creation of a safe working area.



Designer:
Ersa Studio

Guard

Panel System

Guard, which acts as a separator in collective work areas in open offices, also allows you to communicate with the other person without breaking the visual connection with its acrylic material choice.




Designer:
Ersa Studio

Shield

Panel System

Shield panel, which can be preferred as fabric or plexiglass, is preferred for side-by-side seating. Shield, which can be applied in cafeterias and multiple workstation models, can be used in any area with its portable structure.

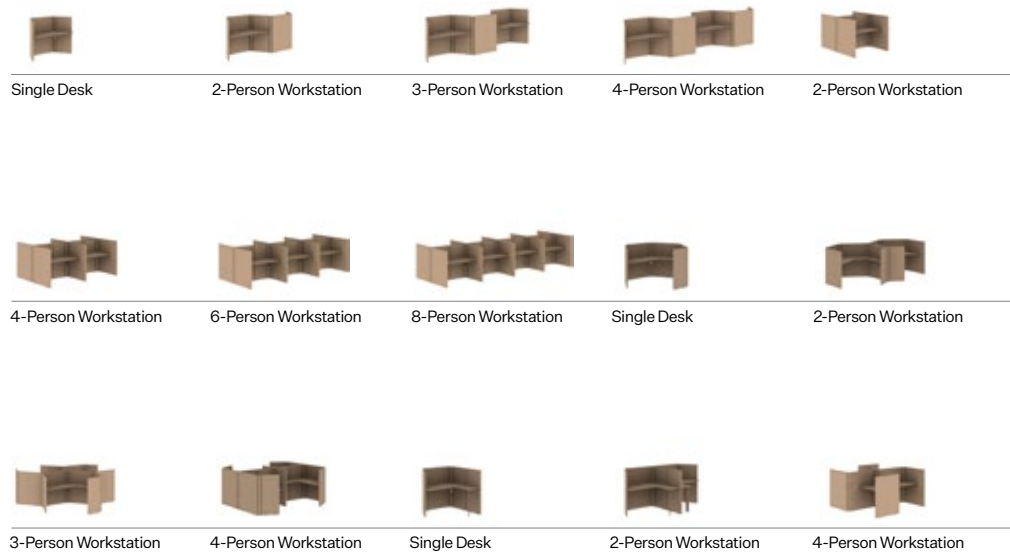


Designer:
Ersa Studio



Alveare

Workstation



Designer:

Claudio Bellini



Alveare, designed by Claudio Bellini, which can be used to separate individual or collective work areas in open office workspaces, if desired, offers different configurations to dynamic workspaces with its easily combinable and detachable structure.

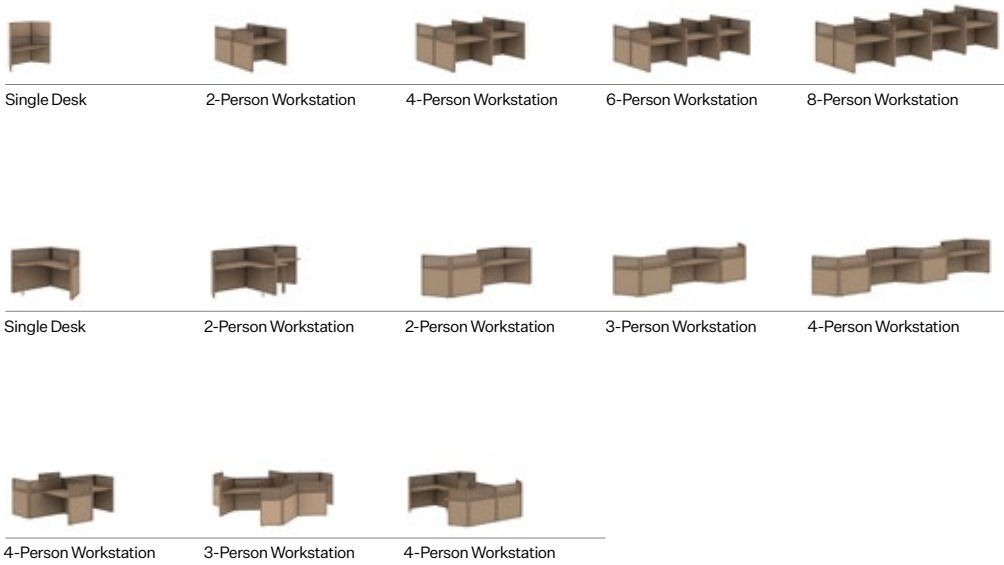


Alveare

by Ers Studio

Fjord

Workstation



Designer:

Ersa
Studio



Fjord, which is designed as a modular partition panel system, at the same time it meets its users with different functions with welcoming and single desk, workstation and TV Unit modules. Fjord's table top is laminated, and in the panels laminate, fabric or etched glass can be preferred.

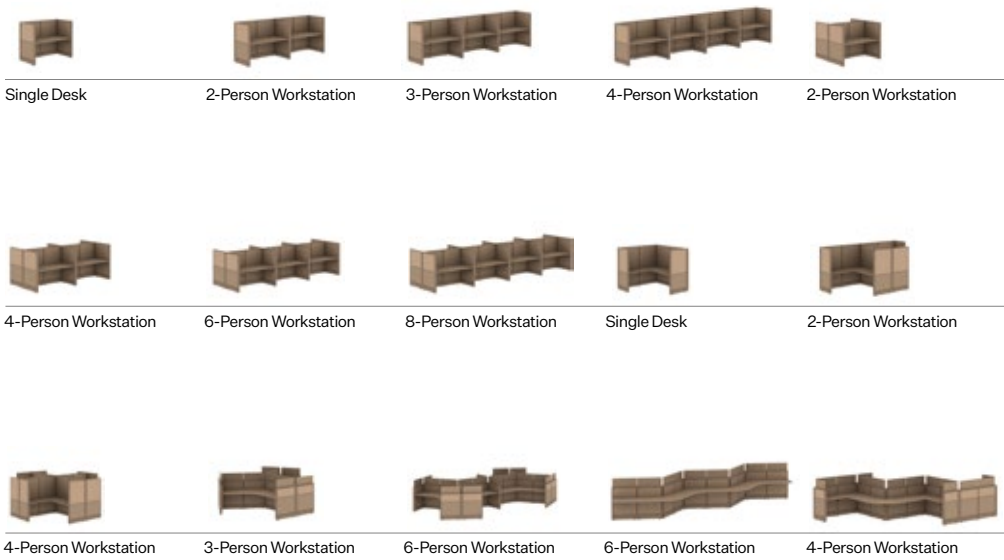


Fjord

by Ersa Studio

Karma

Workstation



Designer:

Ersa
Studio



Karma, with the combination of laminate, melamine, fabric and glass options, is designed as a modular divider panel system, can respond to different needs with a different module structure. While Karma welcoming table differentiates in size and depth, use of acidic glass gives the design a more stylish look.



Karma

by Ersa Studio

Accessories



- Big Binder
- Tower Box
- Cable Box
- Geo
- Frame
- Grid
- Harmonic

Big Binder

Accessory



Designer:

Erdem Akan
& Boğaç Şimşir



Tower Box

Accessory



Designer:

Ersa
Studio



Cable Box

Accessory



Designer:

Ersa
Studio



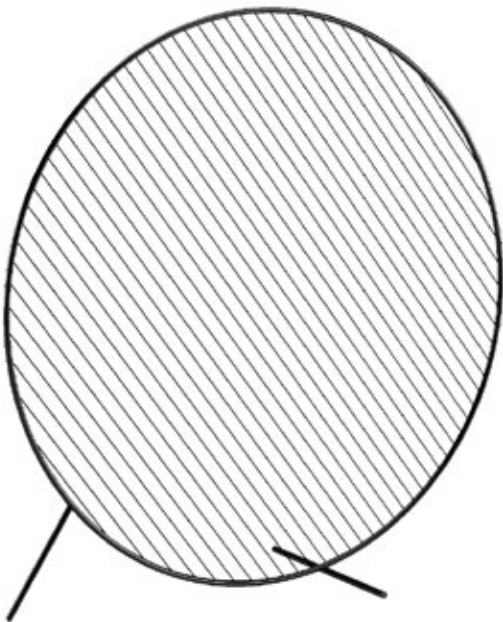
Geo

Accessory



Designer:

Şule Koç



Frame

Accessory



With its thin legs and minimal use of materials, Frame offers a stylish use as a plant unit, while at the same time it can be used as a divider in the open office spaces.

Designer:

Ece Yalım
Design Studio



Harmonic

Accessory



Harmonic product series is created to meet all your needs on your desk area, also allows you to make maximum use of the space on the desk. With metal file holder, hanger, note holder, mirror holder, pen holder, pen holder, paper holder and shelf types that can be hung on the panel, it makes your desk look both stylish and organized.

Designer:

Ersa
Studio



Grid

Accessory



Offering a multifunctional use behind its simple design and minimal material usage, Grid offers a stylish use as a plant unit, while at the same time it can be used as a divider in the interior. Grid can consist of a single unit, or multiple units combined side by side or on top of each other at the same time. Having a solid structure despite its light weight apperance, Grid aims to offer its users maximum efficiency, flexibility and functionality with minimum material use.



Designer:

Erdem Akan &
Boğaç Şimşir



Work
2022

Contact

info@ersamobilya.com
shop.ersamobilya.com

www.ersamobilya.com

ersa